

002871

QINGDAO WEFLO VALVE CO., LTD.



---



|           |           |        |        |        |
|-----------|-----------|--------|--------|--------|
| 2023      | 57,021.40 | 5.57%  |        |        |
| 12,005.40 | 10.16%    |        |        |        |
|           | 10,559.65 | 7.82%  | 2022   |        |
|           | 4,164.12  |        |        |        |
|           | 2023      | 10.16% |        |        |
|           |           |        |        | 75.33% |
| 83.53%    | 78.75%    |        |        |        |
|           |           |        | 139.16 | -      |
| 832.82    | -178.19   | 2.06%  | -5.38% | -      |
| 1.27%     |           |        |        |        |
|           | -871.85   | -2.41% |        |        |
|           |           |        |        | -      |

---

|  | 2023      | 2022      | 2021      |
|--|-----------|-----------|-----------|
|  | 44,905.35 | 45,118.28 | 31,275.26 |
|  | -0.47%    | 44.26%    | 13.30%    |
|  | 6,362.09  | 6,696.74  | 4,827.70  |
|  | -5.00%    | 38.71%    | 22.27%    |
|  | 4.53      | 5.55      | -8.97     |
|  | 7.06      | 6.74      | 6.48      |
|  | 78.75%    | 83.53%    | 75.33%    |
|  | 38.84%    | 37.42%    | 32.32%    |

-8.97

5.55

4.53

---

|           |  |           |               |
|-----------|--|-----------|---------------|
|           |  | 31,275.26 | 45,118.28     |
| 44,905.35 |  | 75.33%    | 83.53% 78.75% |

|           |  |           |               |
|-----------|--|-----------|---------------|
|           |  | 31,275.26 | 45,118.28     |
| 44,905.35 |  | 75.33%    | 83.53% 78.75% |

|           |           |         |          |
|-----------|-----------|---------|----------|
|           |           | 10%-30% |          |
|           |           |         | 9,893.70 |
| 15,703.43 | 17,869.22 |         | 31.63%   |
| 34.81%    | 39.79%    |         |          |





---

"

|       |           |
|-------|-----------|
| ..... | <b>1</b>  |
| ..... | <b>2</b>  |
| ..... | 2         |
| ..... | 7         |
| ..... | 7         |
| ..... | 7         |
| ..... | 7         |
| ..... | <b>9</b>  |
| ..... | <b>12</b> |
| ..... | 12        |
| ..... | 13        |
| ..... | 15        |
| ..... | <b>16</b> |
| ..... | 16        |
| ..... | 16        |
| ..... | 33        |
| ..... | 33        |
| ..... | 33        |
| ..... | 34        |
| ..... | 34        |
| ..... | 36        |
| ..... | <b>37</b> |
| ..... | 37        |
| ..... | 45        |
| ..... | 45        |
| ..... | <b>50</b> |
| ..... | 50        |

---

|       |            |
|-------|------------|
| ..... | 51         |
| ..... | 56         |
| ..... | 59         |
| ..... | 73         |
| ..... | 84         |
| ..... | 98         |
| ..... | 108        |
| ..... | 109        |
| ..... | 111        |
| ..... | 113        |
| ..... | 114        |
| ..... | 115        |
| ..... | 121        |
| ..... | <b>122</b> |
| ..... | 122        |
| ..... | 122        |
| ..... | 131        |
| ..... | 133        |
| ..... | 135        |
| ..... | 136        |
| ..... | 165        |
| ..... | 185        |
| ..... | 187        |
| ..... | 187        |
| ..... | 187        |
| ..... | 194        |
| ..... | 194        |
| ..... | <b>196</b> |
| ..... | 196        |

---

|       |            |
|-------|------------|
| ..... | 204        |
| ..... | 205        |
| ..... | <b>218</b> |
| ..... | 218        |
| ..... | 218        |
| ..... | 222        |
| ..... | 230        |
| ..... | 230        |
| ..... | <b>232</b> |
| ..... | 232        |
| ..... | 234        |
| ..... | <b>235</b> |
| ..... | 235        |
| ..... |            |



---

|  |  |  |  |
|--|--|--|--|
|  |  |  |  |
|--|--|--|--|

---

---

---

|  |                               |
|--|-------------------------------|
|  |                               |
|  |                               |
|  | QINGDAO WEFLO VALVE CO., LTD. |
|  | 789                           |
|  | 219,368,887                   |
|  | 1995 6 8                      |
|  |                               |
|  | 002871.SZ                     |
|  |                               |
|  | 789                           |
|  |                               |
|  | 91370200614257783M            |

---

2023 2 17

2023 4 19

2023 5 8

2023

<

>

2023 6 27

<

>

<

>


2023 12 28

<

>

<





Research and Markets

|        |       |      |          |
|--------|-------|------|----------|
|        |       | 2021 |          |
| 41,670 |       |      | 3,690    |
|        | 12.5% | 2021 | 2,814.40 |
| 6.54%  |       |      |          |

4.0





---

B

" "

" "

i

2

1

2

3

4

7

2024 8 19



$$\frac{2}{5} = \frac{\quad}{\quad} = \frac{\quad}{\quad}$$



---

---

12

1

2028 8 13

2030 8 12

70%

"

"

2

13

---

**14**

1

2024 8 12 T-1







|           |           |     |
|-----------|-----------|-----|
| 6         |           |     |
| 7         |           |     |
| 8         |           | 10% |
| 9         |           |     |
| 10        |           |     |
| 11        |           |     |
| 30        |           |     |
| 15        |           |     |
|           | 3         |     |
| 4         |           |     |
| 1         |           |     |
| 2         |           |     |
| 3         |           | 10% |
| 4         |           |     |
| <b>16</b> |           |     |
|           | 26,971.00 |     |
| 26,971.00 |           |     |

---

| 1 |  | 29,377.91        | 26,971.00        |
|---|--|------------------|------------------|
|   |  | <b>29,377.91</b> | <b>26,971.00</b> |

17

18

19

20

A

A

---

"

"


**1**

1

2

2024 8 9      2024 8 19

| 1 |  | 458.00 |
|---|--|--------|
| 2 |  | 71.30  |
| 3 |  | 56.60  |
| 4 |  |        |



---

|  |               |
|--|---------------|
|  |               |
|  | 12 2 C        |
|  |               |
|  |               |
|  | 010-8540 7666 |
|  | 010-8540 7608 |

|  |                |
|--|----------------|
|  |                |
|  | 59 7           |
|  |                |
|  |                |
|  | 0531-8166 6288 |
|  | 0531-8166 6288 |

|  |        |
|--|--------|
|  |        |
|  | 7008 3 |

---

---

**1**

2023

46.90

95.05%

"

"

6

6

10

"





**2**

**3**

**4**

**5**

---

**6**

**7**

-12.35% -18.19% -21.28%



---

**3**

75.33%

83.53% 78.75%

139.16 -

832.82 -178.19

2.06% -5.38% -

1.27%

-871.85

-2.41%

-

|  | 2023      | 2022      | 2021      |
|--|-----------|-----------|-----------|
|  | 44,905.35 | 45,118.28 | 31,275.26 |
|  | -0.47%    | 44.26%    | 13.30%    |
|  | 6,362.09  | 6,696.74  | 4,827.70  |
|  | -5.00%    | 38.71%    | 22.27%    |
|  | 4.53      | 5.55      | -8.97     |

---

---

4,164.12

2023

10.16%

**1**

44,905.35

31,275.26

45,118.28

75.33%

83.53%

78.75%

10%-30%

15,703.43

17,869.22

9,893.70

31.63%

34.81%

39.79%





---

7

85%

"

"

8

1

130%

130%

2


---

3,000



---

2023 12



1



|    |                                  |  |         |
|----|----------------------------------|--|---------|
|    |                                  |  |         |
| 12 |                                  |  | 100.00% |
| 13 | WEFLO VALVE (THAILAND) CO., LTD. |  | 100.00% |

**1**

|  |          |
|--|----------|
|  |          |
|  | 5162M    |
|  |          |
|  | 8,000.00 |

|  |                     |
|--|---------------------|
|  | 91370222575798420B  |
|  |                     |
|  |                     |
|  | 6,000.00            |
|  | 789                 |
|  | 2011 7 19           |
|  | 2011 7 19 2026 7 18 |

|  |                   |
|--|-------------------|
|  | 1998 9 4 2028 9 3 |
|  |                   |

6



|  |           |
|--|-----------|
|  | 2024 3 10 |
|  |           |

**10**

|  |   |
|--|---|
|  | WEFLO (SINGAPORE) PTE. LTD.                                     |
|  |   |
|  | 10,000  |
|  | 111 North Bridge Road, #25-01 Peninsula Plaza, Singapore 179098 |
|  | 2024 5 9  |
|  |   |

**11**

|  |   |
|--|---|
|  |   |
|  |   |
|  | 10,000  |
|  | Room 413, 4/F, Lucky Centre, 165-171 Wan Chai Road, Wan Chai, Hong Kong |
|  | 2024 5 14   |
|  |   |

**12**

|  |   |
|--|---|
|  |   |
|  |   |
|  | 10,000  |
|  | Room 413, 4/F, Lucky Centre, 165-171 Wan Chai Road, Wan Chai, Hong Kong |
|  | 2024 5 14   |
|  |   |





---

|  |    |    | 25% |     | 2017 3 |
|--|----|----|-----|-----|--------|
|  |    |    | 50% |     |        |
|  |    |    | /   | /   | 2017 3 |
|  |    |    |     | /   |        |
|  | 5% | 5% | 1   | 10% | 2017 3 |
|  |    |    | 2   |     |        |
|  |    |    | 3   |     |        |

---



---

---

|  |  |  | 1 | " " |        |
|--|--|--|---|-----|--------|
|  |  |  | 2 |     | 2015 5 |
|  |  |  | 3 |     |        |
|  |  |  | 4 |     |        |







---

|  |  |  | " 1 |  |  |  |
|--|--|--|-----|--|--|--|
|  |  |  | 2   |  |  |  |
|  |  |  | 3   |  |  |  |
|  |  |  | "   |  |  |  |

1

2

3

2024 3  
15

50%

4

---

|  |  |  | 5 |   |              |  |
|--|--|--|---|---|--------------|--|
|  |  |  | " |   | 2023<br>6 30 |  |
|  |  |  |   | " |              |  |



---

|  |  |  |   |  |  |  |
|--|--|--|---|--|--|--|
|  |  |  | " |  |  |  |
|--|--|--|---|--|--|--|

1

2

3

4

5

2023

6

7

|  |  |  | 1 |  |              |  |
|--|--|--|---|--|--------------|--|
|  |  |  | 2 |  |              |  |
|  |  |  | 3 |  | 2023<br>6 30 |  |
|  |  |  | 4 |  |              |  |
|  |  |  | 5 |  | 2024<br>3 15 |  |
|  |  |  | 6 |  |              |  |
|  |  |  | 7 |  |              |  |
|  |  |  | 1 |  | 2023<br>6 30 |  |

|  |  |  | 2 |  |              |  |
|--|--|--|---|--|--------------|--|
|  |  |  | 3 |  |              |  |
|  |  |  | 4 |  |              |  |
|  |  |  | 5 |  |              |  |
|  |  |  | / |  |              |  |
|  |  |  | 6 |  |              |  |
|  |  |  | 7 |  |              |  |
|  |  |  |   |  | 2023<br>6 30 |  |

|  |  |  | 50%                            |              |              |  |
|--|--|--|--------------------------------|--------------|--------------|--|
|  |  |  |                                | 2024<br>5 8  |              |  |
|  |  |  | 2023                      2024 | 2024 5<br>23 | 2024 5<br>23 |  |

1

1

|  |  | 2024 3 15 —2027 3 14 |
|--|--|----------------------|
|  |  | 2024 3 15 —2027 3 14 |
|  |  | 2024 3 15 —2027 3 14 |
|  |  | 2024 3 15 —2027 3 14 |
|  |  | 2024 3 15 —2027 3 14 |

2

|  |  | 2024 3 15 —2027 3 14 |
|--|--|----------------------|
|  |  | 2024 3 15 —2027 3 14 |
|  |  | 2024 3 15 —2027 3 14 |

3

|  |  | 2024 3 15 —2027 3 14 |
|--|--|----------------------|
|  |  | 2024 3 15 —2027 3 14 |
|  |  | 2024 3 15 —2027 3 14 |
|  |  | 2024 3 15 —2027 3 14 |
|  |  | 2024 3 15 —2027 3 14 |
|  |  | 2024 3 15 —2027 3 14 |

2

1

1

"

"

"

"

2

"

"

"

"

---

3 1979  
2003 9 2012 3  
2012 3  
2022 1  
2022 6 2023 5  
4 1969 11 , , , ,  
, 2002 7 , ,  
2006 8 , 2023 7

5 1978  
2012 10 2017 6  
2017 6 2018 3  
2018 3  
2020 9  
2021 3  
2 1980 6  
1 2004 2010 2010 2012  
2012 9  
2019 3

2 1994 9  
2016 2017 2017  
2017 6

---

2019 4

3 1982 11  
2006 2016

2021 3

2024 3 15

3

1 " " "

2 "

" "

" 2 " " 1

"

3 1969

1989 1992 1993 1994  
1995

2015 3

4 1966

1989 7 1999 4 1999 5

2018 3

2018 3

5 1980

2005 2009 2009 2010

2011 2012

2012 12 2020 12

2021 3



---



" b

---

2023 6 21

2022

39.29

2024 3 16

2022

110.98 2024 3 15

2023

6.000.000008869 0 595.2 841.68 reW\* nBT/F3 10.5 Tf1 0 0 1 377.68 663.78 T

50.

---

2024 3 15

2024

3

2

**2**

2024 3 15

2024

2024 3 15

**3**

2020 11 25

2021 1 6

2021 3 22

2021 8 5

2022 6 1

---

2022 6 1

2022 8 30

2022 8 30

2022 9 30

2023 3 20

2023 5 11

2023 6 21

---

2024 3 16

2024 3 15

**1**

2018 9 11

2018

< 2018

>

<

2018

>

2018

2018 11 20

2018

2018 11 20

39

114.20

2018 11 20

2018

2018

2018 11 20

39

114.20

---

2019 11 27

2018

2019 20,000 2019 12 13

2020 11 25

2018

2018

2020 42,000 2020 12 11

2018

2021 11 24

2018

3

37,700

2018

20% 115,652

153,352

---

|    |       |          |      |    |
|----|-------|----------|------|----|
|    | 9.96% | 0.09064% | 2021 | 12 |
| 10 | 20    |          |      |    |

---

---

C344

C3443

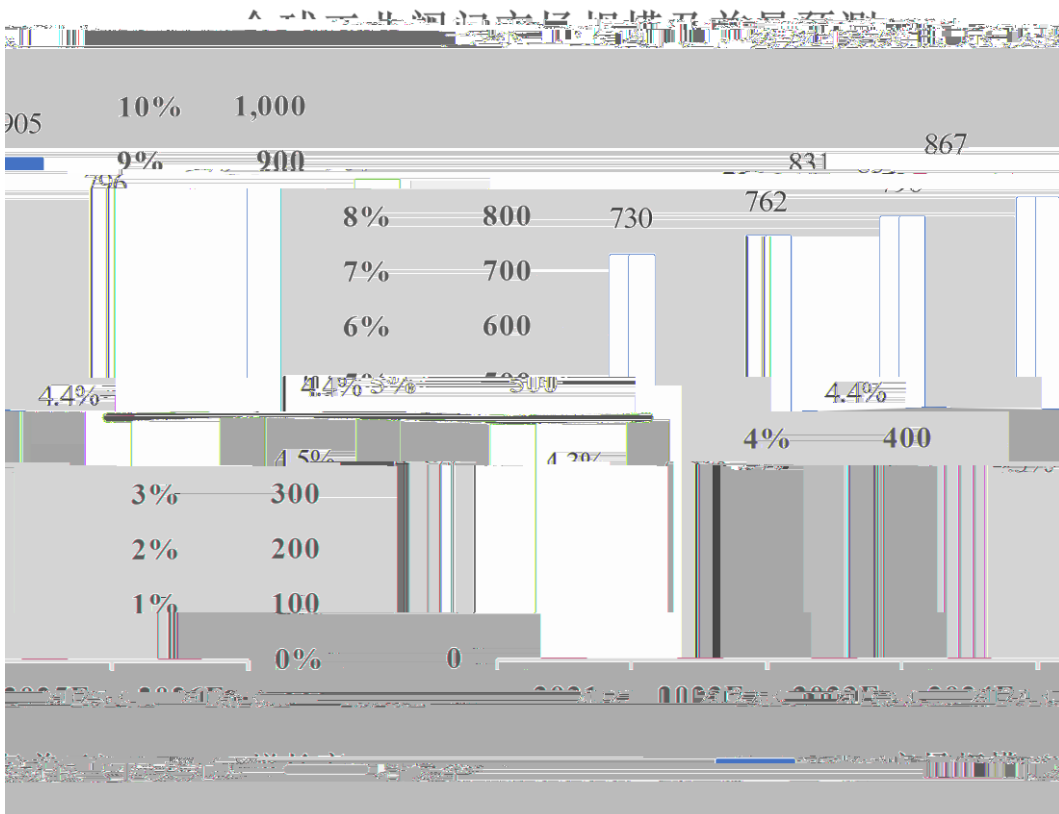
**1**



3

1

| Research and Markets |      |      |      |
|----------------------|------|------|------|
| 2021                 |      | 2026 |      |
| 905                  | 2021 | 730  | 2026 |
|                      |      |      | 4.4% |

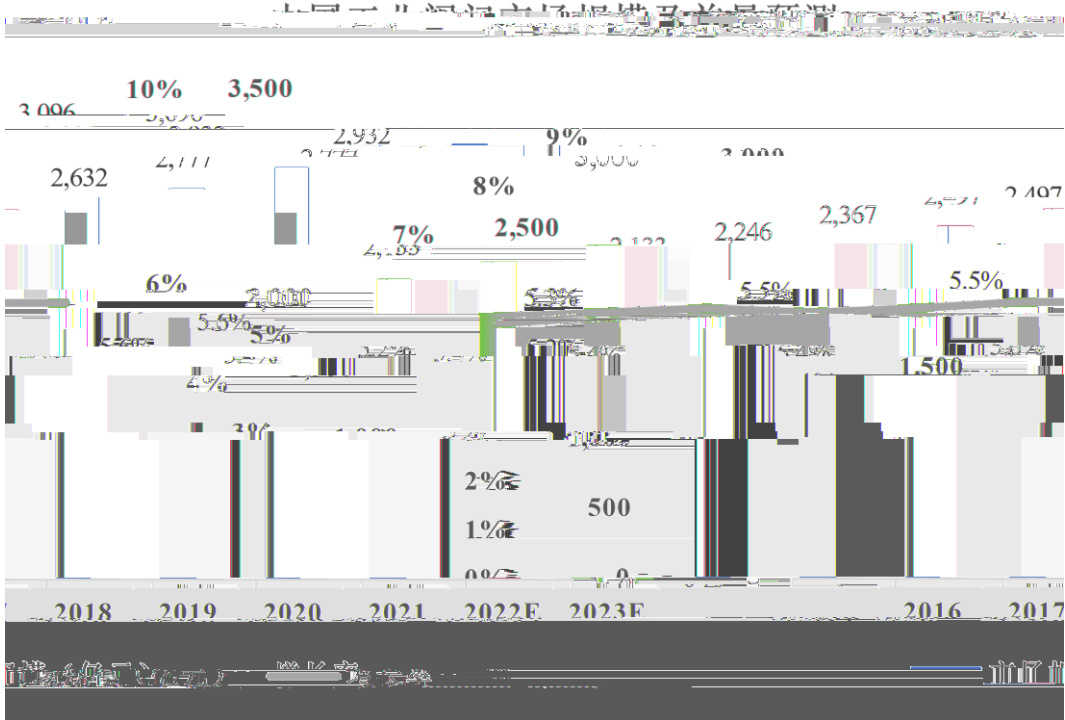


Research and Markets

WTO

GIA

5%



2016      2021

2021      2,777      2016      2,133

30.19%      2023      3,096      2021

11.49%

2021

581

---

GIA 2021

CR3 6.23%

**1**

2021



2,000

**3**

1

000777.SZ

" " "

---

554,446.15

73,416.01

4

301151.SZ

"

"

2022

2023 12 31

264,683.58

2023

105,702.92

9,850.07

5

6

1

HAF003 HAF601 HAF602 HAF603

ASME

RCC-M

ISO9001

CE

ISO14001

---

**2**

**3**

**4**



---

2

1

1

Research and Markets

2021

Industrial Valve Market

730

2026

905

GIA

2021

135

2021 2025

6.1% 2025

171

---

2022 1

2024 "

"

**2**

1

T

---

4

**1**

30




95

1


**2**

WEFLO



|  |  |  |
|--|--|---|
|  |  |  |
|  |  |  |

---

|  |  |  |
|--|--|---|

---

**1**

**2**

" "

U

**3**

---

" WEFLO"

" WEFLO"

1


|  | 2023    | 2022    | 2021    |
|--|---------|---------|---------|
|  | 46.90   | 51.25   | 44.85   |
|  | 44.58   | 50.11   | 42.72   |
|  | 95.05%  | 97.77%  | 95.24%  |
|  | 47.69   | 51.60   | 42.89   |
|  | 106.98% | 102.96% | 100.39% |



|  | 2023             |                | 2022             |                | 2021             |                |
|--|------------------|----------------|------------------|----------------|------------------|----------------|
|  |                  |                |                  |                |                  |                |
|  | 44,905.35        | 78.75%         | 45,118.28        | 83.53%         | 31,275.26        | 75.33%         |
|  | 12,116.04        | 21.25%         | 8,895.88         | 16.47%         | 10,241.01        | 24.67%         |
|  | <b>57,021.40</b> | <b>100.00%</b> | <b>54,014.16</b> | <b>100.00%</b> | <b>41,516.27</b> | <b>100.00%</b> |

75.33% 83.53%

78.75%



---

2 2022

| 1 | LANSDALE INTERNATIONAL LLC | 3,862.85 | 7.15% |  |  |  |
|---|----------------------------|----------|-------|--|--|--|
| 2 | REECE AUSTRALIA PTY LTD    | 2,953.49 | 5.47% |  |  |  |
| 3 | J&S Valve, Inc             | 2,360.28 | 4.37% |  |  |  |

---

| 2023 |  |  |  |  |  |
|------|--|--|--|--|--|
|      |  |  |  |  |  |

1

|   | 2023     | 2022     | 2021     |
|---|----------|----------|----------|
|   | 2,000.61 | 2,696.53 | 2,711.79 |
| / | 0.78     | 0.79     | 0.64     |
| % | 4.51     | 6.27     | 6.18     |

2

1 2023

| 1 |  | 1,293.82        | 5.26%         |   |
|---|--|-----------------|---------------|---|
| 2 |  | 737.08          | 2.99%         |   |
| 3 |  | 611.40          | 2.48%         |   |
| 4 |  | 555.65          | 2.26%         |   |
| 5 |  | 555.32          | 2.26%         |   |
|   |  | <b>3,753.28</b> | <b>15.25%</b> | - |

2 2022

| 1 |  | 1,795.09 | 6.47% |  |
|---|--|----------|-------|--|
| 2 |  | 1,336.47 | 4.82% |  |
| 3 |  | 915.46   | 3.30% |  |

4



50%

30%

**1**

C344

2021

C3443

01121-01\*

---

**1**

#

¢

---

2023 12 31

|  |           |          |           |        |
|--|-----------|----------|-----------|--------|
|  |           |          |           |        |
|  | 16,476.68 | 6,527.22 | 9,949.46  | 60.39% |
|  | 19,924.87 | 8,289.89 | 11,634.98 |        |

---

**2**

**1**





"

**3**

95

5

90

"

"

**4**



---

|  |  |  |   |  |
|--|--|--|---|--|
|  |  |  | / |  |
|--|--|--|---|--|

8

ISO9001

507730

| 1 |  | 91370200614257783M001X |  | - | 2025.11.04 |
|---|--|------------------------|--|---|------------|
| 2 |  | 91370222575798420B001U |  |   | 2028.06.18 |
| 3 |  | 91370683265856162M001W |  |   | 2028.09.25 |

| 1 |  | 22B0000110 |  | 2022 10 | 2027 10 |
|---|--|------------|--|---------|---------|

| 1 |  | 3728965337 |  | 2008.01.17 |  |
|---|--|------------|--|------------|--|

| 1 |  | TS2737216-2027 |  | 2023.07.27 | 2027.07.26 |
|---|--|----------------|--|------------|------------|

---

|  | 2023      |        | 2022      |        | 2021      |        |
|--|-----------|--------|-----------|--------|-----------|--------|
|  |           |        |           |        |           |        |
|  | 44,905.35 | 78.75% | 45,118.28 | 83.53% | 31,275.26 | 75.33% |



---

7

|  |   |
|--|---|
|  |   |
|  |   |
|  | 10,000  |
|  | Room 413, 4/F, Lucky Centre, 165-171 Wan Chai Road, Wan Chai, Hong Kong |
|  | 2024 5 14   |
|  |   |

8

|  |  |
|--|--|
|  | WEFLO VALVE (THAILAND) CO., LTD.   |
|  |  |
|  | 511,560,000.00   |
|  | No. 60 Moo 3, Hang Soong Sub-District, Nong Yai District, Chonburi Province. |
|  | 2024 7 5   |
|  |  |



1

1

2

3

10%

30%

80%

40%

---

20%

2

1

2

---

|             |   |          |      |         |      |    |
|-------------|---|----------|------|---------|------|----|
| 2022        | 5 | 18       | 2021 | 2021    | 12   | 31 |
| 2021        |   |          |      | 2021    |      |    |
| 16,903.2648 |   |          |      | 42.7626 |      |    |
| 16,860.5022 |   |          | 10   |         | 3.50 |    |
|             |   | 5,901.18 |      |         |      |    |
| <b>2</b>    |   |          |      |         |      |    |

|   | 2023      | 2022      | 2021      |
|---|-----------|-----------|-----------|
|   | 6,434.97  | 5,066.31  | 5,901.18  |
|   | 6,434.97  | 5,066.31  | 5,901.18  |
|   | 11,728.23 | 13,620.51 | 6,099.35  |
| / | 54.87%    | 37.20%    | 96.75%    |
|   |           |           | 17,402.46 |
|   |           |           | 10,482.70 |
| / |           |           | 166.01%   |

---

2024 Z 481  
A

A

---

2021      2022

2023

2020      2021      2022

2023      001051

2024      000268

**1**

|  | 2023.12.31       | 2022.12.31       | 2021.12.31       |
|--|------------------|------------------|------------------|
|  |                  |                  |                  |
|  | 9,934.28         | 16,426.13        | 9,651.67         |
|  | 33,756.34        | 25,412.40        | 18,860.60        |
|  | -                | 22.49            | -                |
|  | 12,109.88        | 7,965.82         | 7,185.46         |
|  | 87.06            | 13.00            | 1,158.50         |
|  | 212.69           | 389.60           | 361.58           |
|  | 682.69           | 524.68           | 601.22           |
|  | 8,417.26         | 11,891.25        | 11,252.22        |
|  | 3,480.28         | 6,266.70         | 8,853.11         |
|  | <b>68,680.48</b> | <b>68,912.06</b> | <b>57,924.35</b> |
|  |                  |                  |                  |
|  | 1,041.29         | 1,009.25         | -                |

|  | 2023.12.31        | 2022.12.31       | 2021.12.31       |
|--|-------------------|------------------|------------------|
|  | 2,170.15          | 508.76           | 464.97           |
|  | 4,960.90          | 3,352.19         | 3,451.56         |
|  | 198.56            | 203.46           | 121.24           |
|  | 850.98            | 1,383.76         | 1,422.03         |
|  | 1,681.59          | 9.47             | 24.75            |
|  | <b>33,030.35</b>  | <b>30,484.66</b> | <b>31,063.70</b> |
|  | <b>101,710.84</b> | <b>99,396.71</b> | <b>88,988.05</b> |
|  |                   |                  |                  |
|  | -                 | 3,000.92         | 3,100.00         |
|  | -                 | -                | -                |
|  | 3,838.52          | 4,200.84         | 3,878.65         |
|  | 6,057.27          | 5,839.20         | 5,758.97         |
|  | -                 | -                | 2,450.00         |
|  | 2,486.40          | 1,715.03         | 1,652.29         |
|  | 2,827.65          | 2,708.63         | 2,146.23         |
|  | 527.85            | 1,281.95         | 496.29           |
|  | 1,456.69          | 2,166.39         | 3,411.65         |
|  | 123.03            | 34.19            | 39.16            |
|  | <b>17,317.42</b>  | <b>20,947.15</b> | <b>22,933.23</b> |
|  |                   |                  |                  |
|  | 966.51            | 1,052.36         | 1,124.29         |
|  | 261.10            | 265.52           | 332.68           |
|  | <b>1,227.61</b>   | <b>1,317.88</b>  | <b>1,456.97</b>  |
|  | <b>18,545.03</b>  | <b>22,265.03</b> | <b>24,390.19</b> |
|  |                   |                  |                  |
|  | 21,936.89         | 16,887.71        | 16,903.26        |
|  | 13,800.43         | 18,517.01        | 18,159.45        |
|  | 2,291.44          | 1,037.01         | 1,767.57         |
|  | 0.59              | -0.58            | 5.68             |
|  | 8,221.69          | 7,209.33         | 5,840.44         |
|  | 37,465.99         | 31,812.48        | 25,456.60        |
|  | <b>79,134.14</b>  | <b>73,388.95</b> | <b>64,597.86</b> |
|  | 4,031.67          | 3,742.73         | -                |

---

|  | 2023.12.31 | 2022.12.31 | 2021.12.31 |
|--|------------|------------|------------|
|  | 83,165.81  | 77,131.69  | 64,597.86  |
|  | 101,710.84 | 99,396.71  | 88,988.05  |

2

|  | 2023.12.31 | 2022.12.31 | 2021.12.31 |
|--|------------|------------|------------|
|  |            |            |            |
|  | 8,133.37   | 15,765.19  | 8,094.05   |
|  | 23,043.08  |            |            |

|  | 2023.12.31       | 2022.12.31       | 2021.12.31       |
|--|------------------|------------------|------------------|
|  | 2,469.04         | 1,698.60         | 1,628.16         |
|  | 1,649.71         | 1,469.47         | 918.06           |
|  | 287.04           | 1,054.98         | 366.19           |
|  | 1,225.36         | 2,026.22         | 3,194.81         |
|  | 120.84           | 32.07            | 36.02            |
|  | <b>13,766.72</b> | <b>17,098.27</b> | <b>19,012.33</b> |
|  | -                |                  |                  |
|  | 210.26           | 260.72           | 312.36           |
|  | 232.55           | 264.34           | 332.68           |
|  | <b>442.81</b>    | <b>525.06</b>    | <b>645.04</b>    |
|  | <b>14,209.52</b> | <b>17,623.33</b> | <b>19,657.37</b> |
|  |                  |                  |                  |
|  | 21,936.89        | 16,887.71        | 16,903.26        |
|  | 13,566.24        | 18,282.82        | 17,925.26        |
|  | 2,291.44         | 1,037.01         | 1,767.57         |
|  | 8,221.69         | 7,209.33         | 5,840.44         |
|  | 38,982.66        | 34,933.78        | 28,509.49        |
|  | <b>80,416.04</b> | <b>76,276.64</b> | <b>67,410.90</b> |
|  | <b>94,625.56</b> | <b>93,899.97</b> | <b>87,068.27</b> |

1

|  | 2023             | 2022             | 2021             |
|--|------------------|------------------|------------------|
|  | <b>57,021.40</b> | <b>54,014.16</b> | <b>41,516.27</b> |
|  | 57,021.40        | 54,014.16        | 41,516.27        |
|  | <b>44,454.61</b> | <b>42,573.59</b> | <b>36,014.97</b> |
|  | 34,775.68        | 33,764.09        | 27,986.39        |
|  | 583.16           | 535.98           | 385.71           |
|  | 3,196.06         | 3,098.42         | 2,788.32         |
|  | 3,516.40         | 3,227.61         | 2,180.12         |
|  | 2,632.69         | 2,650.47         | 2,419.61         |
|  | -249.37          | -702.99          | 254.82           |

---

|  | 2023 | 2022 | 2021 |
|--|------|------|------|
|--|------|------|------|

| 2023 | 2022  | 2021 |
|------|-------|------|
|      |       |      |
| -    | -     | -    |
| 1.16 | -6.25 | 4.00 |
| -    | -     | -    |
| -    | -     | -    |
| -    | -     | -    |

|      | 2023             | 2022             | 2021            |
|------|------------------|------------------|-----------------|
| " -" | 784.66           | 4,934.20         | 1,545.03        |
| " -" | -17.77           | -199.75          | -329.12         |
| " -" | -269.06          | 34.93            | -106.81         |
| " -" | -3.21            | -99.02           | -74.33          |
| " -" | 84.71            | 2.61             | 3.59            |
| " -" | <b>11,508.25</b> | <b>15,900.74</b> | <b>7,317.89</b> |
|      | 23.64            | 5.70             | 61.87           |
|      | 12.19            | 181.36           | 4.62            |
| " -" | <b>11,519.70</b> | <b>15,725.08</b> | <b>7,375.15</b> |
|      | 1,396.10         | 2,036.17         | 943.33          |
| " -" | <b>10,123.60</b> | <b>13,688.91</b> | <b>6,431.81</b> |
| " -" | 10,123.60        | 13,688.91        | 6,431.81        |
| " -" | 0.00             | -                | -               |
|      | <b>10,123.60</b> | <b>13,688.91</b> | <b>6,431.81</b> |

1

|  | 2023             | 2022             | 2021             |
|--|------------------|------------------|------------------|
|  |                  |                  |                  |
|  | 52,560.59        | 50,096.75        | 38,747.07        |
|  | 2,759.09         | 3,283.70         | 2,419.49         |
|  | 879.81           | 711.47           | 932.95           |
|  | <b>56,199.49</b> | <b>54,091.92</b> | <b>42,099.51</b> |
|  | 27,197.58        | 26,850.47        | 30,180.56        |
|  | 7,960.44         | 7,594.96         | 6,431.42         |

---

|  | 2023 | 2022 | 2021 |
|--|------|------|------|
|--|------|------|------|

|  | 2023            | 2022             | 2021            |
|--|-----------------|------------------|-----------------|
|  | -5,743.58       | 7,279.02         | 3,973.42        |
|  | 15,378.18       | 8,099.16         | 4,125.74        |
|  | <b>9,634.60</b> | <b>15,378.18</b> | <b>8,099.16</b> |

2

|  | 2023             | 2022             | 2021             |
|--|------------------|------------------|------------------|
|  | -                |                  |                  |
|  | 51,451.03        | 52,341.72        | 34,099.94        |
|  | 2,759.09         | 3,263.15         | 2,338.14         |
|  | 841.44           | 142.59           | 1,211.80         |
|  | <b>55,051.56</b> | <b>55,747.47</b> | <b>37,649.88</b> |
|  | 31,084.20        | 33,313.64        | 31,116.13        |
|  | 4,545.35         | 3,925.87         | 3,322.70         |
|  | 2,554.06         | 1,781.08         | 835.27           |
|  | 3,954.11         | 3,461.69         | 2,994.56         |
|  | <b>42,137.72</b> | <b>42,482.28</b> | <b>38,268.66</b> |
|  | <b>12,913.84</b> | <b>13,265.19</b> | <b>-618.77</b>   |
|  | -                |                  |                  |
|  | 60,120.00        | 33,600.00        | 46,324.40        |
|  | 702.80           | 785.38           | 1,528.27         |
|  | 252.22           | 236.97           | 15.77            |
|  | -                | -                | 1,000.00         |
|  | 299.80           | 2,550.00         | -                |
|  | <b>61,374.82</b> | <b>37,172.35</b> | <b>48,868.43</b> |

|  | 2023             | 2022             | 2021             |
|--|------------------|------------------|------------------|
|  | 65,322.56        | 29,120.00        | 35,331.85        |
|  | -                | 6,000.00         | -                |
|  | -                | 1,000.00         | -                |
|  | <b>71,105.18</b> | <b>36,499.82</b> | <b>35,975.71</b> |
|  | <b>-9,730.36</b> | <b>672.53</b>    | <b>12,892.73</b> |
|  | -                |                  |                  |
|  | -                | 7,000.00         | 4,900.00         |
|  | -                | 198.85           | 1,360.00         |
|  | -                | <b>7,198.85</b>  | <b>6,260.00</b>  |
|  | 3,000.00         | 7,100.00         | 6,685.92         |
|  | 5,080.90         | 6,020.08         | 5,330.94         |
|  | 1,927.97         | 72.31            | 3,085.02         |
|  | <b>10,008.87</b> | <b>13,192.39</b> |                  |

---

2023 12 31

| 1 |  |  | -       | - | 21,936.8887 |
|---|--|--|---------|---|-------------|
| 2 |  |  | 100.00% | - | 8,000       |



|  |      |        |      | /    |  |
|--|------|--------|------|------|--|
|  |      |        |      |      |  |
|  | 2022 | 19.94% | 0.62 | 0.62 |  |
|  | 2021 | 9.36%  | 0.28 | 0.28 |  |
|  | 2023 | 13.89% | 0.48 | 0.48 |  |
|  | 2022 | 14.34% | 0.45 | 0.45 |  |
|  | 2021 | 7.19%  | 0.22 | 0.22 |  |

1  $=P \div E_0 \quad NP \div 2 \quad E_i \times M_i \div M_0 - E_j \times M_j \div M_0 \pm E_k \times$   
 $M_k \div M_0$   
P  
NP  
E0  
Ei  
Ej  
Mi  
Mj  
M0  
Ek  
Mk

2  $=P \div S_0 \quad S_1 \quad S_i \times M_i \div M_0 - S_j \times M_j \div M_0 - S_k$   
P  
S  
S0  
S1  
Si  
Sj  
Sk  
M0  
Mi  
Mj

3  $= [P + \dots \times$   
1-  $] / S_0 \quad S_1 \quad S_i \times M_i \div M_0 - S_j \times M_j \div M_0 - S_k +$   
P

|  | 2023            | 2022            | 2021            |
|--|-----------------|-----------------|-----------------|
|  | -103.25         | 4,137.52        | 52.34           |
|  | 142.44          | 229.43          | 301.49          |
|  | 816.78          | 794.85          | 1,591.57        |
|  | -               | -26.40          | -               |
|  | 733.94          | -838.21         | -336.67         |
|  | -               | 15.71           | -               |
|  | 20.88           | 1.39            | 119.33          |
|  | <b>1,610.80</b> | <b>4,314.30</b> | <b>1,728.07</b> |
|  | 152.68          | 744.28          | 313.49          |

---

|  | 2023   | 2022 | 2021 |
|--|--------|------|------|
|  | 289.54 |      |      |

|  | 2023.12.31        |                | 2022.12.31       |                | 2021.12.31       |                |
|--|-------------------|----------------|------------------|----------------|------------------|----------------|
|  |                   |                |                  |                |                  |                |
|  | 68,680.48         | 67.53%         | 68,912.06        | 69.33%         | 57,924.35        | 65.09%         |
|  | 33,030.35         | 32.47%         | 30,484.66        | 30.67%         | 31,063.70        | 34.91%         |
|  | <b>101,710.84</b> | <b>100.00%</b> | <b>99,396.71</b> | <b>100.00%</b> | <b>88,988.05</b> | <b>100.00%</b> |

88,988.05      99,396.71

101,710.84

57,924.35      68,912.06

68,680.48      65.09%    69.33%    67.53%

31,063.70      30,484.66      33,030.35

34.91%    30.67%    32.47%

2023

1

|  | 2023.12.31 |        | 2022.12.31 |        | 2021.12.31 |        |
|--|------------|--------|------------|--------|------------|--------|
|  |            |        |            |        |            |        |
|  | 9,934.28   | 9.77%  | 16,426.13  | 16.53% | 9,651.67   | 10.85% |
|  | 33,756.34  | 33.19% | 25,412.40  | 25.57% | 18,860.60  | 21.19% |
|  | -          | -      | 22.49      | 0.02%  | -          | -      |
|  | 12,109.88  | 11.91% | 7,965.82   | 8.01%  | 7,185.46   | 8.07%  |
|  | 87.06      | 0.09%  | 13.00      | 0.01%  | 1,158.50   | 1.30%  |

|  | 2023.12.31       |               | 2022.12.31       |               | 2021.12.31       |               |
|--|------------------|---------------|------------------|---------------|------------------|---------------|
|  |                  |               |                  |               |                  |               |
|  | 212.69           | 0.21%         | 389.60           | 0.39%         | 361.58           | 0.41%         |
|  | 682.69           | 0.67%         | 524.68           | 0.53%         | 601.22           | 0.68%         |
|  | 8,417.26         | 8.28%         | 11,891.25        | 11.96%        | 11,252.22        | 12.64%        |
|  | 3,480.28         | 3.42%         | 6,266.70         | 6.30%         | 8,853.11         | 9.95%         |
|  | <b>68,680.48</b> | <b>67.53%</b> | <b>68,912.06</b> | <b>69.33%</b> | <b>57,924.35</b> | <b>65.09%</b> |

1



3

|   | 2023.12.31/<br>2023 | 2022.12.31/<br>2022 | 2021.12.31/<br>2021 |
|---|---------------------|---------------------|---------------------|
|   | 13,219.90           | 8,801.49            | 7,911.04            |
|   | 1,110.01            | 835.68              | 725.59              |
|   | 12,109.88           | 7,965.82            | 7,185.46            |
|   | 57,021.40           | 54,014.16           | 41,516.27           |
| / | 21.24%              | 14.75%              | 17.31%              |

1

12,109.88  
2023

7,185.46  
17.31%

7,965.82  
14.75%

21.24%

2023

2

|  | 2023.12.31       |                 | 2022.12.31      |               | 2021.12.31      |               |
|--|------------------|-----------------|-----------------|---------------|-----------------|---------------|
|  |                  |                 |                 |               |                 |               |
|  | 11.09            | 11.09           | 11.09           | 11.09         | -               | -             |
|  | 13,208.81        | 1,098.92        | 8,790.40        | 824.59        | 7,911.04        | 725.59        |
|  | <b>13,219.90</b> | <b>1,110.01</b> | <b>8,801.49</b> | <b>835.68</b> | <b>7,911.04</b> | <b>725.59</b> |

---

11.09

|  | 2023.12.31   |              |                |   |
|--|--------------|--------------|----------------|---|
|  |              |              |                |   |
|  | 11.09        | 11.09        | 100.00%        |   |
|  | <b>11.09</b> | <b>11.09</b> | <b>100.00%</b> | - |

|  | 2023.12.31 |       | 2022.12.31 |       | 2021.12.31 |       |
|--|------------|-------|------------|-------|------------|-------|
|  |            |       |            |       |            |       |
|  | 13,208.81  | 8.32% | 8,790.40   | 9.38% | 7,911.04   | 9.17% |

7,911.04      8,790.40      13,208.81 7 s

9.17% 9.38%

|     | 2022.12.31      |                |               |                 |
|-----|-----------------|----------------|---------------|-----------------|
|     |                 |                |               |                 |
| 1   | 7,783.76        | 88.55%         | 389.19        | 7,394.57        |
| 1 2 | 345.65          | 3.93%          | 34.57         | 311.09          |
| 2 3 | 225.37          | 2.56%          | 67.61         | 157.76          |
| 3 4 | 141.08          | 1.60%          | 70.54         | 70.54           |
| 4 5 | 159.30          | 1.81%          | 127.44        | 31.86           |
| 5   | 135.25          | 1.54%          | 135.25        | -               |
|     | <b>8,790.40</b> | <b>100.00%</b> | <b>824.59</b> | <b>7,965.82</b> |
|     | 2021.12.31      |                |               |                 |
|     |                 |                |               |                 |
| 1   | 7,039.80        | 88.99%         | 351.99        | 6,687.81        |
| 1 2 | 260.76          | 3.30%          | 26.08         | 234.68          |
| 2 3 | 218.13          | 2.76%          | 65.44         | 152.69          |
| 3 4 | 206.70          | 2.61%          | 103.35        | 103.35          |
| 4 5 | 34.61           | 0.44%          | 27.69         | 6.92            |
| 5   | 151.04          | 1.91%          | 151.04        | -               |
|     | <b>7,911.04</b> | <b>100.00%</b> | <b>725.59</b> | <b>7,185.46</b> |

|      |        |   |           |       |       |
|------|--------|---|-----------|-------|-------|
| 2023 | 274.34 | - | 13,994.28 | 1.96% | 0.00% |
| 2022 | 129.23 | - | 15,475.41 | 0.84% | 0.00% |
| 2021 | 227.71 | - | 6,753.57  | 3.37% | 0.00% |

3

2023 12 31

|  | Lansdale International LLC | 1,329.45 | 1 | 10.06% | 66.47 |
|--|----------------------------|----------|---|--------|-------|
|  | J&S Valve, Inc             | 1,183.03 | 1 | 8.95%  | 59.15 |

2023/12/31

---

|  |          |       |          |
|--|----------|-------|----------|
|  | 2,252.25 | 84.48 | 2,167.77 |
|  | 1,267.12 |       | 1,267.12 |
|  | 436.19   |       | 436.19   |
|  | 339.82   |       |          |



---

|  |  |
|--|--|
|  |  |
|  |  |
|  |  |

2

|  | 2023        | 2022        | 2021        |
|--|-------------|-------------|-------------|
|  | 1.60        | 1.45        | 1.47        |
|  | 2.43        | 1.92        | 2.08        |
|  | 1.65        | 1.45        | 1.73        |
|  | 2.44        | 2.08        | 2.36        |
|  | <b>2.03</b> | <b>1.73</b> | <b>1.91</b> |
|  | <b>3.42</b> | <b>2.92</b> | <b>3.00</b> |

3

|  | 2023         | 2022         | 2021         |
|--|--------------|--------------|--------------|
|  | 210.85       | 84.56        | 232.18       |
|  | 57,021.40    | 54,014.16    | 41,516.27    |
|  | <b>0.37%</b> | <b>0.16%</b> | <b>0.56%</b> |

5

|  | 2023.12.31      | 2022.12.31      | 2021.12.31      |
|--|-----------------|-----------------|-----------------|
|  | -               | 0.09            | -               |
|  | -               | -               | -               |
|  | 177.00          | 175.78          | 110.82          |
|  | 13.93           | 14.07           | 13.65           |
|  | -               | -               | 2,722.00        |
|  | 3,194.41        | 6,076.77        | 6,006.64        |
|  | 94.94           | -               | -               |
|  | <b>3,480.28</b> | <b>6,266.70</b> | <b>8,853.11</b> |

8,853.11      6,266.70      3,480.28  
 9.95%    6.30%

---

|  | 2023.12.31 |        | 2022.12.31 |        | 2021.12.31 |        |
|--|------------|--------|------------|--------|------------|--------|
|  |            |        |            |        |            |        |
|  | 1,041.29   | 1.02%  | 1,009.25   | 1.02%  | -          | -      |
|  | 118.64     | 0.12%  | 131.37     | 0.13%  | 557.87     | 0.63%  |
|  | 22,008.25  | 21.64% | 23,886.39  | 24.03% | 25,021.29  | 28.12% |
|  | 2,170.15   | 2.13%  | 508.76     | 0.51%  | 464.97     | 0.52%  |
|  | 4,960.90   | 4.88%  |            |        |            |        |

|  |       |       |       |       |      |
|--|-------|-------|-------|-------|------|
|  |       |       |       |       |      |
|  | 20-40 | 20-30 | 20 39 | 10-30 | 20   |
|  | 5-10  | 5-10  | 10    | 5-15  | 5-15 |
|  | 5-10  | 5-10  | 4-7   | 5-10  | 4-5  |
|  | 5-10  | 3-5   | 3-7   | 4-10  | 3-5  |

|  | 2023.12.31       |                | 2022.12.31       |                | 2021.12.31       |                |
|--|------------------|----------------|------------------|----------------|------------------|----------------|
|  |                  |                |                  |                |                  |                |
|  | 17,317.42        | 93.38%         | 20,947.15        | 94.08%         | 22,933.23        | 94.03%         |
|  | 1,227.61         | 6.62%          | 1,317.88         | 5.92%          | 1,456.97         | 5.97%          |
|  | <b>18,545.03</b> | <b>100.00%</b> | <b>22,265.03</b> | <b>100.00%</b> | <b>24,390.19</b> | <b>100.00%</b> |

24,390.19      22,265.03

18,545.03

2021

2023    12

1

|  | 2023.12.31 |        | 2022.12.31 |        | 2021.12.31 |        |
|--|------------|--------|------------|--------|------------|--------|
|  |            |        |            |        |            |        |
|  | -          | -      | 3,000.92   | 13.48% | 3,100.00   | 12.71% |
|  | -          | -      | -          | -      | -          | -      |
|  | 3,838.52   | 20.70% | 4,200.84   | 18.87% | 3,878.65   | 15.90% |
|  | 6,057.27   | 32.66% | 5,839.20   | 26.23% | 5,758.97   | 23.61% |

|  | 2023.12.31       |               | 2022.12.31       |               | 2021.12.31       |               |
|--|------------------|---------------|------------------|---------------|------------------|---------------|
|  |                  |               |                  |               |                  |               |
|  | -                | 0.00%         | -                | -             | 2,450.00         | 10.05%        |
|  | 2,486.40         | 13.41%        | 1,715.03         | 7.70%         | 1,652.29         | 6.77%         |
|  | 2,827.65         | 15.25%        | 2,708.63         | 12.17%        | 2,146.23         | 8.80%         |
|  | 527.85           | 2.85%         | 1,281.95         | 5.76%         | 496.29           | 2.03%         |
|  | 1,456.69         | 7.85%         | 2,166.39         | 9.73%         | 3,411.65         | 13.99%        |
|  | 123.03           | 0.66%         | 34.19            | 0.15%         | 39.16            | 0.16%         |
|  | <b>17,317.42</b> | <b>93.38%</b> | <b>20,947.15</b> | <b>94.08%</b> | <b>22,933.23</b> | <b>94.03%</b> |

22,933.23      20,947.15

17,317.42      94.03%    94.08%    93.38%

2021

2023    12

1

|  | 2023.12.31 | 2022.12.31      | 2021.12.31      |
|--|------------|-----------------|-----------------|
|  | -          | 1,000.00        | -               |
|  | -          | 2,000.00        | 3,100.00        |
|  | -          | 0.92            | -               |
|  | -          | <b>3,000.92</b> | <b>3,100.00</b> |

3,100.00      3,000.92      0.00

12.71%    13.48%    0.00%    2021      2020      2023      2022

2

---

6

496.29      1,281.95      527.85

2.03%    5.76%    2.85%

7

|  | 2023.12.31      | 2022.12.31      | 2021.12.31      |
|--|-----------------|-----------------|-----------------|
|  | 908.25          | 986.77          | 1,635.38        |
|  | 31.22           | 141.71          | 410.40          |
|  | 1.40            | 0.90            | 5.86            |
|  | 515.83          | 1,037.01        | 1,360.00        |
|  | <b>1,456.69</b> | <b>2,166.39</b> | <b>3,411.65</b> |

3,411.65      2,166.39

1,456.69      13.99%    9.73%    7.85%

2022

2

|  | 2023.12.31      |              | 2022.12.31      |              | 2021.12.31      |              |
|--|-----------------|--------------|-----------------|--------------|-----------------|--------------|
|  |                 |              |                 |              |                 |              |
|  | 966.51          | 5.21%        | 1,052.36        | 4.73%        | 1,124.29        | 4.61%        |
|  | 261.1           | 1.41%        | 265.52          | 1.19%        | 332.68          | 1.36%        |
|  | <b>1,227.61</b> | <b>6.62%</b> | <b>1,317.88</b> | <b>5.92%</b> | <b>1,456.97</b> | <b>5.97%</b> |



---

|  |            |      |      |      |      |      |      |
|--|------------|------|------|------|------|------|------|
|  |            |      |      |      |      |      |      |
|  | 2022.12.31 | 1.54 | 3.69 | 1.46 | 1.71 | 2.10 | 3.29 |
|  | 2021.12.31 | 1.47 |      |      |      |      |      |

---

|  |  |  |  |  |  |  |
|--|--|--|--|--|--|--|
|  |  |  |  |  |  |  |
|--|--|--|--|--|--|--|

2023.12.31

---

-- 7

2

2023 1 16

2023 4 19

<

> 2023 6 27

<

>

2023 12 28

<

>

2024 3 26

<

>

1

2

3



|                             |    |                        |                 |          |
|-----------------------------|----|------------------------|-----------------|----------|
|                             |    |                        |                 |          |
| 92                          | R1 | 2023/3/30              | 1.65%-<br>2.85% | 4,000.00 |
| (100% )                     | R2 | 2023/3/30              | 1.95%-<br>3.00% | 4,000.00 |
| 6M3                         | R2 | 2023/4/25              | 4.60%           | 1,000.00 |
| NQD00544                    | R1 | 2023/6/6               | 2.85%           | 3,500.00 |
| 100%<br>2023<br>TGG23100368 | R2 | 2023/6/7               | 2.90%           | 3,000.00 |
| 1                           | R3 | 2022/7/12<br>2023/7/12 | 4.00%           | 1,000.00 |
| 100%<br>TGG23200830         | R2 | 2023/7/26              | 2.97%           | 4,000.00 |
| 100%<br>2023<br>TGG23100630 | R2 | 2023/9/8               | 2.60%           | 4,000.00 |
| 00246                       | R1 | 2023/9/16              | 2.35%           | 970.00   |
| 300<br>SDGA230502V          | R1 | 2023/9/22              | 2.60%           | 4,000.00 |
| 00313                       | R1 | 2023/9/23              | 2.35%           | 4,000.00 |
| 94<br>NQD00626              | R1 | 2023/10/13             | 2.55%           | 3,000.00 |
| 00558                       | R1 | 2023/10/21             | 2.65%           | 2,000.00 |
| 100%<br>2023<br>TGG23001202 | R2 | 2023/10/25             | 2.55%           | 2,000.00 |

---

|  |  |  |  |  |
|--|--|--|--|--|
|  |  |  |  |  |
|--|--|--|--|--|

94

R1

2023/10/13

2.55%

600.00

NQD00626

---

**3**

**1            2023   12   31**

2023   12   31

| 1 |  | 33,756.34 |
|---|--|-----------|
| 2 |  | 682.69    |
| 3 |  | 3,480.28  |
| 4 |  | 1,041.29  |

|                          |    |             | 2023 12 31       |  |
|--------------------------|----|-------------|------------------|--|
| - 300                    | R1 | 1.50%-2.70% | 3,000.67         |  |
| 100%<br>2023 TGG23001202 | R2 | 1.75%-2.65% | 2,009.50         |  |
| 00558                    | R1 | 1.05%-2.65% | 2,010.45         |  |
| 01288                    | R1 | 1.05%-2.55% | 2,000.28         |  |
| 94                       | R1 | 1.65%-2.55% | 603.35           |  |
|                          | -  | -           | <b>33,756.34</b> |  |

60%

5

6,000.00

2024

1

1,500

5

2023 12 31

|  |  |   |
|--|--|---|
|  |  | % |
|--|--|---|

1

0.02



|  | <b>2023.12.31</b> |
|--|-------------------|
|  | 177.00            |
|  | 13.93             |
|  | 3,194.41          |
|  | 94.94             |
|  | <b>3,480.28</b>   |

|          |      |      |    |           |           |
|----------|------|------|----|-----------|-----------|
| 4        |      |      |    |           |           |
|          | 2023 | 12   | 31 |           |           |
| 1,041.29 |      |      |    |           |           |
| 5        |      |      |    |           |           |
|          | 2023 | 12   | 31 | 0.00      |           |
| 6        |      |      |    |           |           |
|          | 2023 | 12   | 31 | 0.00      |           |
| 7        |      |      |    |           |           |
|          | 2023 | 12   | 31 | 0.00      |           |
| 8        |      |      |    |           |           |
|          | 2023 | 12   | 31 | 1,681.59  |           |
|          |      |      |    |           |           |
|          |      | 2023 | 12 | 31        | 10,109.90 |
|          | 2023 | 12   | 31 | 79,134.14 |           |

---

3,311.00

2023 12 31

4.18%

**2 2024 3 31**

2024 3 31

| 1 |  | 25,737.11 |
|---|--|-----------|
| 2 |  | 244.01    |
| 3 |  | 3,360.33  |
| 4 |  | 1,049.27  |
| 5 |  | -         |
| 6 |  | -         |
| 7 |  | -         |
| 8 |  | 754.75    |

1

2024 03 31

25,737.11

2024 03 31



|                |    |       | 2024 3 31 |  |
|----------------|----|-------|-----------|--|
| 01609          | R1 | 2.05% | 2,007.08  |  |
| 88<br>NQD00733 | R1 | 2.50% | 4,016.44  |  |
| 88<br>NQD00733 | R1 | 2.50% | 602.42    |  |

2024 03 31

2023 12 31

2024 1

5 1,500

5 5

100%

100%

100%

2024 00215

01609

88

NQD00733

88

NQD00733

9,044.73 5

R1

R2

2

2024 03 31

244.01

263.82



---

7

2023 12 31

0.00

8

2024 03 31

754.75

2024 03 31

9,044.73

2024 03 31

78,203.34

11.57%

IPO

3,311.00 ,

2024 3 31

4.23%

|  | 2023      |        | 2022      |  | 2021 |  |
|--|-----------|--------|-----------|--|------|--|
|  | 56,736.98 | 99.50% | 53,496.13 |  |      |  |



|  | 2023             |                | 2022      |                | 2021             |                |
|--|------------------|----------------|-----------|----------------|------------------|----------------|
|  |                  |                |           |                |                  |                |
|  | 34,702.72        | 99.79%         | 33,476.91 | 99.15%         | 27,867.57        | 99.58%         |
|  | 72.96            | 0.21%          | 287.18    | 0.85%          | 118.82           | 0.42%          |
|  | <b>34,775.68</b> | <b>100.00%</b> |           | <b>100.00%</b> | <b>27,986.39</b> | <b>100.00%</b> |

27,986.39

33,764.09

34,775.68

99%

**1**

|  |  |  | 2022 |  | 2021 |
|--|--|--|------|--|------|
|  |  |  |      |  |      |

|  | 2023    | 2022    | 2021    |
|--|---------|---------|---------|
|  | 42.09%  | 39.09%  | 36.12%  |
|  | 30.47%  | 41.47%  | 36.62%  |
|  | 37.07%  | 33.30%  | 36.28%  |
|  | -20.49% | -15.12% | -12.21% |

78.81% 83.38% 82.15%

|       | 2023      | 2022      | 2021      |
|-------|-----------|-----------|-----------|
|       | 46,609.45 | 44,605.52 | 32,449.93 |
|       | 26,992.47 | 27,169.79 | 20,729.86 |
|       | 44.85     | 47.81     | 40.04     |
| / = / | 1,039.30  | 932.99    | 810.34    |
| / = / | 601.88    | 568.29    | 517.67    |
| =1- / | 42.09%    | 39.09%    | 36.12%    |

3

|  |  | 2023   | 2022   | 2021   |
|--|--|--------|--------|--------|
|  |  | 35.01% | 38.11% | 33.11% |

|  |  | 2023   | 2022   | 2021   |
|--|--|--------|--------|--------|
|  |  |        |        |        |
|  |  | 32.72% | 37.28% | 43.93% |
|  |  | 31.68% | 30.81% | 29.17% |
|  |  | 20.91% | 19.58% | 18.32% |
|  |  | 30.08% | 31.44% | 31.13% |
|  |  | 42.09% | 39.09% | 36.12% |



2021

2022      2023

2021

2021

2023

75.33% 83.53% 78.75%

2021

2023

3.23% 4.97% 3.79% 2022

2022

2022

2020

2023

|  | 2023   | 2022   | 2021   | 2020   |
|--|--------|--------|--------|--------|
|  | 32.64% | 34.87% | 34.75% | 42.62% |
|  | 43.90% | 40.19% | 35.57% | 37.41% |
|  | 42.24% | 38.55% | 33.50% | 36.38% |
|  | 48.22% | 44.13% | 40.28% | 39.36% |

2021 2023

2020

2020 2023

35%-

45%


1

2020 2023

|  | 2023      |        | 2022      |        | 2021      |        | 2020      |        |
|--|-----------|--------|-----------|--------|-----------|--------|-----------|--------|
|  |           |        |           |        |           |        |           |        |
|  | 4,002.08  | 3.79%  | 4,640.30  | 4.97%  | 3,383.99  | 3.23%  | 4,589.52  | 4.52%  |
|  | 44,905.35 | 78.75% | 45,118.28 | 83.53% | 31,275.26 | 75.33% | 27,604.16 | 80.11% |







---

|  | 2023 |        | 2022  |       | 2021  |       |
|--|------|--------|-------|-------|-------|-------|
|  |      | 203.42 | 5.78% | 48.83 | 1.51% | 56.85 |



---

|  | 2023 | 2022 |  |
|--|------|------|--|
|--|------|------|--|

---

|           |          |           |
|-----------|----------|-----------|
| 56,736.98 | 6,099.35 | 13,362.71 |
| 12,005.40 |          |           |
| 4,684.77  | 9,793.92 |           |



**3**

15%

[2019]13

100

25

20

100

300

50

20







---

|      |      |      |             |            |             |
|------|------|------|-------------|------------|-------------|
|      |      |      | 2022        |            |             |
|      |      | 2023 |             |            | 2023        |
|      | 2020 |      |             | 2024       |             |
|      | 2024 | ®    | ¢           | "          | 2023        |
| 2024 |      |      |             |            |             |
|      |      |      | <b>2024</b> | <b>1-3</b> | <b>2023</b> |
|      |      |      |             |            | <b>1-3</b>  |

---

|      |           |          |         |
|------|-----------|----------|---------|
|      |           |          |         |
| 2023 | -76.13    | 3,170.36 | -2.40%  |
| 2023 | -1,029.08 | 1,943.31 | -52.96% |
| 2024 | 277.60    | 2,278.62 | 19.08%  |

5      2023      1,512.64

40.56%    2024

5      5

277.60      81.65%      19.08%

4

2023      2024

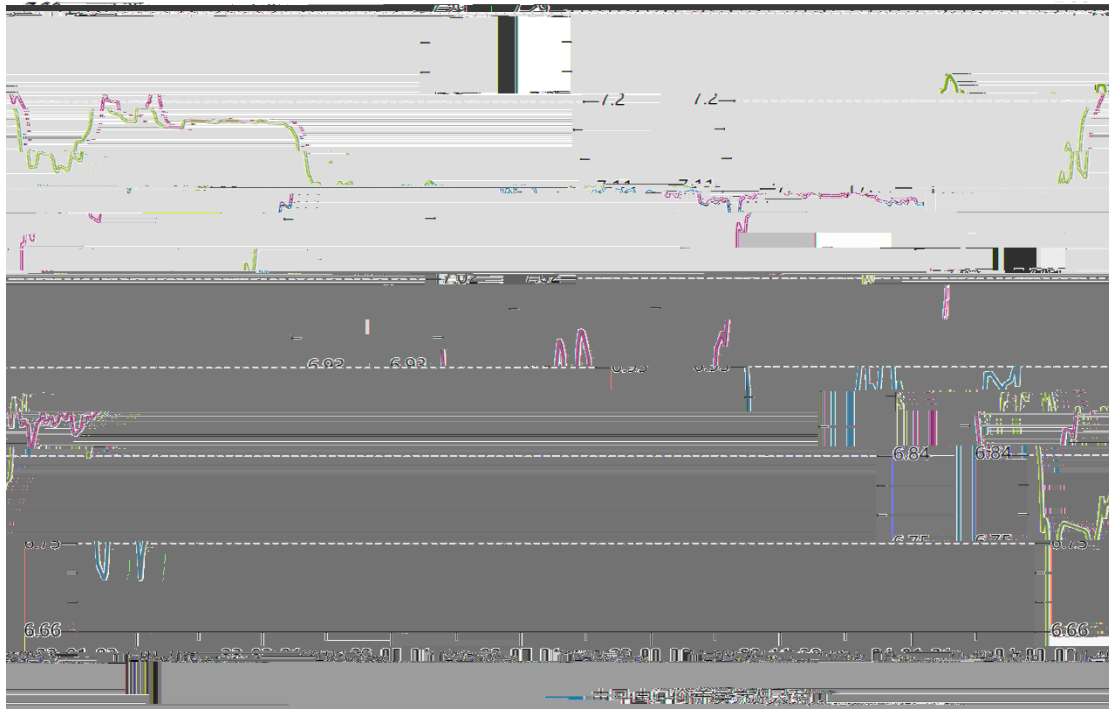
|  |                  |                   |
|--|------------------|-------------------|
|  | <b>2024/3/31</b> | <b>2023/12/31</b> |
|  | 7,588.60         | 12,109.88         |

2023

2023

|  |   |  |   |
|--|---|--|---|
|  |   |  |   |
|  |   |  |   |
|  | % |  | % |

2023 1 1 2024 4 30



Wind

2023

2023

317.10

2024

191.25

2024

510.70

2024

2023

2024

5

2024

2023

2024

---

|  | 2023             | 2022             | 2021             |
|--|------------------|------------------|------------------|
|  | 62,540.00        | 35,160.00        | 44,587.45        |
|  | 734.92           | 800.55           | 1,556.05         |
|  | 267.81           | 259.07           | 108.53           |
|  | 91.62            | 2,379.08         | -                |
|  | -                | -                | 1,000.00         |
|  | <b>63,634.35</b> | <b>38,598.70</b> | <b>47,252.04</b> |
|  | 5,333.88         | 1,185.59         | 1,957.77         |
|  | 66,872.96        | 40,850.00        | 36,000.00        |
|  | -                | 1,000.00         | -                |
|  | <b>72,506.65</b> | <b>43,035.59</b> | <b>37,957.77</b> |
|  | <b>-8,872.30</b> | <b>-4,436.89</b> | <b>9,294.27</b>  |

9,294.27      -4,436.89

-8,872.30      2021

2020

2022      2023

|  | 2023          | 2022             | 2021            |
|--|---------------|------------------|-----------------|
|  | 200.20        | 4,000.00         | 2,450.00        |
|  | -             | 7,000.00         | 4,900.00        |
|  | -             | 198.85           | 1,360.00        |
|  | <b>200.20</b> | <b>11,198.85</b> | <b>8,710.00</b> |
|  | 3,000.00      | 7,100.00         | 6,685.92        |

---

|  | 2023 | 2022 | 2021 |
|--|------|------|------|
|--|------|------|------|

1,927.97





|   |                |                |                  |                  |
|---|----------------|----------------|------------------|------------------|
| / | 0.53           | 0.45           | 0.35             | 0.35             |
| / | 0.48           | 0.41           | 0.33             | 0.35             |
| / | 0.48           | 0.41           | 0.32             | 0.32             |
| % | 15.43%         | 12.32%         | 8.44%            | 9.75%            |
| % | 13.89%         | 11.09%         | 7.60%            | 8.78%            |
| 2 | 2024           | 2025           | /                |                  |
|   | 117,282,320.79 | 117,282,320.79 | 117,282,320.79   | 117,282,320.79   |
|   | 105,596,509.32 | 105,596,509.32 | 105,596,509.32   | 105,596,509.32   |
|   | 791,341,443.69 | 844,274,029.38 | 1,231,266,350.17 | 961,556,350.17   |
| / | 0.53           | 0.53           | 0.51             | 0.53             |
| / | 0.53           | 0.53           | 0.49             | 0.49             |
| / | 0.48           | 0.48           | 0.46             | 0.48             |
| / | 0.48           | 0.48           | 0.44             | 0.44             |
| % | 15.43%         | 14.34%         | 11.30%           | 12.99%           |
| % | 13.89%         | 12.91%         | 10.18%           | 11.70%           |
| 1 | 2024           | 2025           | /                |                  |
|   | 117,282,320.79 | 134,874,668.91 | 155,105,869.24   | 155,105,869.24   |
|   | 105,596,509.32 | 121,435,985.72 | 139,651,383.58   | 139,651,383.58   |
|   | 791,341,443.69 | 861,866,377.50 | 1,286,682,246.74 | 1,016,972,246.74 |
| / | 0.53           | 0.61           | 0.68             | 0.71             |
| / | 0.53           | 0.61           | 0.65             | 0.65             |
| / | 0.48           | 0.55           | 0.61             | 0.64             |

---

|   |        |        |        |        |
|---|--------|--------|--------|--------|
| % | 13.89% | 14.69% | 13.00% | 14.87% |
|---|--------|--------|--------|--------|

9

1

2 —

1

---

---

1

---

2

" 1

2

3

4

5

6

7

"

---

---

|  |  |  | 2022<br>4 24 | 51,500.00 |  |
|--|--|--|--------------|-----------|--|
|  |  |  | 2022<br>1 4  | 5,000.00  |  |

1

2022 4 24

[2022]024

51,500.00

"

100 500

"

51,500.00

217

237

---

**2**

2022 1 4

[2022]0003

---

2024 3 21

[2024]97 "

" " " "

2 6 100 2 7 100

"

|   |         |  |  |                            | /  |  |
|---|---------|--|--|----------------------------|--|--|
| 1 | 2019 1  |  |  | 23.50                      | 23.5   |  |
| 2 | 2019 1  |  |  | 60.00                      | 60   |  |
| 3 | 2018 12 |  |  | 150.00                     | 112  |  |
| 4 | 2019 5  |  |  | 100.00                     | 86<br>13,800   |  |
| 5 | 2017 8  |  |  | 150.00<br>161.90<br>311.90 | 240  |  |
| 6 | 2015 11 |  |  | 60.00                      | 2023 12 25<br>0683 2023 5168<br>50<br>20 2024 3<br>2024 06<br>1030 |  |

---

2

| 1 | 2019<br>1 |  |  |  | 1,403 | 50% |
|---|-----------|--|--|--|-------|-----|
| 2 | 2019<br>5 |  |  |  | 70    | 70  |
| 3 | 2019<br>6 |  |  |  | 35    |     |

4 2018  
12

"

"

[2021]17

[2021]

160

1

2021 10 14

---

2

23

2020 7

OA

2021 10 15

3

2021 7

¢





---

/

6

7



---

| 8  |  |  |
|----|--|--|
| 9  |  |  |
| 10 |  |  |
| 11 |  |  |
| 12 |  |  |
| 13 |  |  |
| 14 |  |  |

18

7

fi

{

fi

!

|    |  |  |
|----|--|--|
|    |  |  |
|    |  |  |
| 14 |  |  |
| 15 |  |  |
| 16 |  |  |
| 17 |  |  |
| 18 |  |  |
| 19 |  |  |

8



Q

QE % BCN



---

|   |      |     |        |    |   |   |        |
|---|------|-----|--------|----|---|---|--------|
|   | 2022 | 2   | 16     |    |   |   |        |
|   |      |     | 10,000 |    | 5 |   | 2022 3 |
| 4 |      |     | 2022   |    |   |   |        |
|   |      |     |        |    | " | " |        |
|   |      |     |        |    |   |   | "      |
|   | "    |     |        |    |   |   | "      |
|   | "    | 32% |        |    |   |   |        |
|   |      |     | 39%    | 1% |   |   | = ,    |



**1**

.....

50%

30%

70%

10%

---

.....

.....

1

---

.....

.....

.....

.....

.....

30

300



0.5%

30

300

0.5%

,

3

2

1

2

30

0.5

300

.....

---

.....

30

300

0.5

.....

.....

.....

**3**

5%

1

---

7

2

1

2

3

4

5

6

7

---

---

26,971.00

26,971.00

| 1 |  | 29,377.91        | 26,971.00        |
|---|--|------------------|------------------|
|   |  | <b>29,377.91</b> | <b>26,971.00</b> |

**1**

4G

NB-IoT

2025 " "

---

2

1

2

|       |        |      |       |       |       |
|-------|--------|------|-------|-------|-------|
| 2021  |        |      | 2.75% | 2022  | 2015  |
|       | 42,814 | 2022 |       |       | 3,363 |
|       |        | 2025 |       |       | 4,300 |
| 4,500 | 2030   |      |       | 5,500 | 6,000 |



**1**

95

4G

NB-IoT

**2**

30

---

---

29,377.91

26,971.00

3                      7                      10

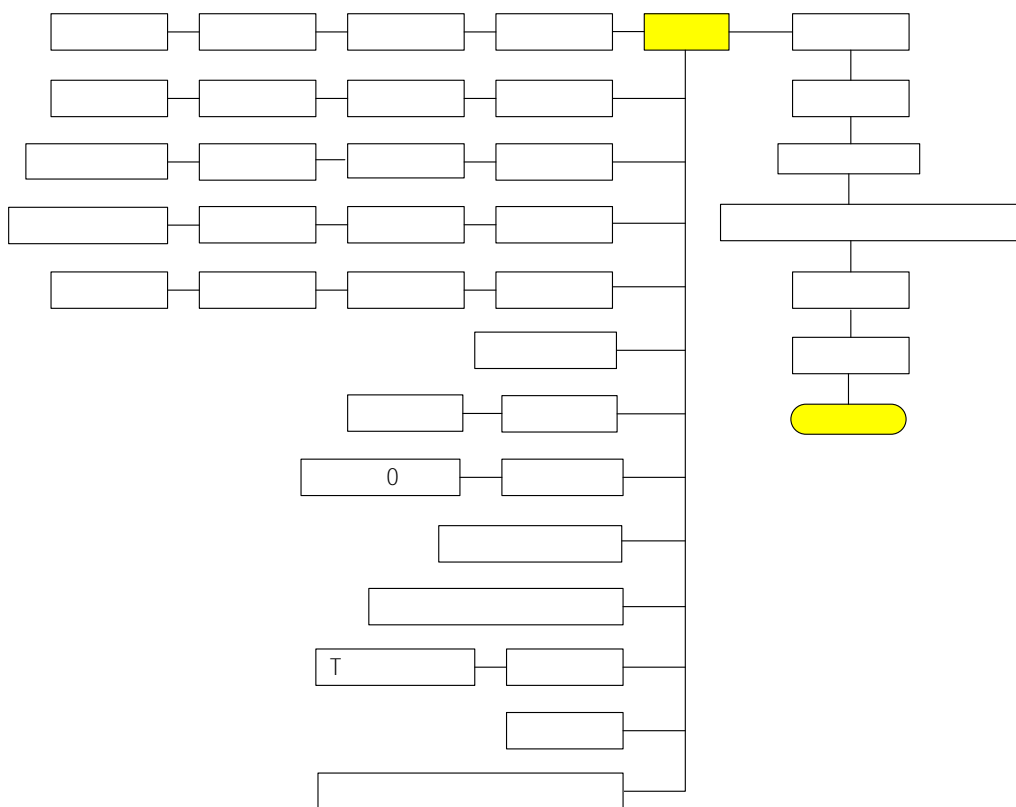
2023

0044317

6 /

2.5 /

3.5 /





---

| 5  |  | 1,280.00         |
|----|--|------------------|
| 6  |  | 300.00           |
| 7  |  | 300.00           |
| 8  |  | 120.00           |
| 9  |  | 100.00           |
| 10 |  | 200.00           |
|    |  | <b>11,849.00</b> |
|    |  | <b>11,800.00</b> |

2



5

30%

1,157.95

17.32%

7.58


1

2

3

4

5



---

|  |  |  |  |
|--|--|--|--|
|  |  |  |  |
|  |  |  |  |
|  |  |  |  |

|          |  | 1 | 2 | 3             | 4             | 5             | 6             | 7             | 8             | 9             | 10            |
|----------|--|---|---|---------------|---------------|---------------|---------------|---------------|---------------|---------------|---------------|
|          |  | - | - | 1.05          | 1.75          | 2.45          | 3.50          | 3.50          | 3.50          | 3.50          | 3.50          |
| <b>2</b> |  | - | - | <b>100.35</b> | <b>102.78</b> | <b>234.56</b> | <b>401.76</b> | <b>401.76</b> | <b>401.76</b> | <b>401.76</b> | <b>401.76</b> |
| 2.1      |  | - | - | -             | -             | 75.46         | 170.87        | 170.87        | 170.87        | 170.87        | 170.87        |


2.2

---

|  |  |   |   |   |   |   |   |   |   |   |    |
|--|--|---|---|---|---|---|---|---|---|---|----|
|  |  |   |   |   |   |   |   |   |   |   |    |
|  |  |   |   |   |   |   |   |   |   |   |    |
|  |  | 1 | 2 | 3 | 4 | 5 | 6 | 7 | 8 | 9 | 10 |

---

**3**





2024

2013 41

2016

2016 72

2024

---



1

|     |   |
|-----|---|
| 2   |   |
| 3   |   |
| 4 / |   |
| 5   |   |
| 6   | - |





18,258.50

2018

2018

2018

1,637.66

"

18,258.50

8,335.50

9,923.00

"

"

15,923.00

9,923.00

9,923.00

2019 5

2018 4 24

2018 5 15

2017

---

1  
2018 2019 2020  
1,445.99  
3,083.65

2 " "  
" "

IPO

" "

2020 4 27

2020 5 19

2019

---

---

---

---

---

---

## 一、本公司董事、监事、高级管理人员声明

本人/本公司董事、监事、高级管理人员，在担任本公司董事、监事、高级管理人员期间，严格遵守《中华人民共和国公司法》《中华人民共和国证券法》《上市公司治理准则》《深圳证券交易所上市公司自律监管指引第1号—主板上市公司规范运作》等法律法规、规范性文件及《公司章程》《董事会议事规则》《监事会议事规则》等制度的规定，忠实、勤勉地履行职责，维护公司和全体股东的合法权益。本人/本公司董事、监事、高级管理人员不存在任何违法违规情形，不存在任何损害公司利益的行为，不存在任何未披露的重大事项，不存在任何内幕交易、操纵市场等违法违规行为，不存在任何被中国证监会、证券交易所采取监管措施或行政处罚的情形，不存在任何被证券交易所公开谴责的情形，不存在任何被证券交易所认定为不适当人选的情形，不存在任何被证券交易所认定为不适合担任上市公司董事、监事、高级管理人员的情形，不存在任何被证券交易所认定为不适合担任上市公司董事、监事、高级管理人员的情形，不存在任何被证券交易所认定为不适合担任上市公司董事、监事、高级管理人员的情形。

特此声明，并承担相应的法律责任。

郭成尼

张会亭

史汇成

王兆健

陈存明

李鹏飞

青島伟隆閥門股份有限公司

2024年8月9日

---

## 一、在泰存优杯(王侯爵杯)中,明

太公司已对葛佳源明书进行

■

■■■■

■

■

■

■

■

■

■

■

■

■

■

■

■

■■

■

■

■



---



#### 四、发行人律师声明


本所及经办律师已阅读募集说明书，确认募集说明书与本所出具的法律意见书不存在矛盾。本所及经办律师对发行人在募集说明书中引用的法律意见书的内容无异议，确认募集说明书不因引用上述内容而出现虚假记载、误导性陈述或重大遗漏。

\_\_\_\_\_

□  
□

□

□



---

## 五、 审计机构声明

会计师事务所声明

正印

会计师事务所名称

会计师事务所地址

会计师事务所名称

会计师事务所名称

会计师事务所名称

---

**1**

^

2 - /

| " 1

-- P "

**2**

=

**3**

Z

3 - Z

2023 -2025



4

---

（本页无正文，为《青岛伟隆阀门股份有限公司向不特定对象发行可转换公司债券募集说明书》之发行人董事会声明盖章页）

































16:30

9:30-11:30 13:30-

[http www.sse.com.cn](http://www.sse.com.cn)

|    |  |          |                       |    |  |  |
|----|--|----------|-----------------------|----|--|--|
|    |  |          |                       |    |  |  |
| 1  | <b>SPKING</b>  | 67074815 | 2023.04.13-2033.04.12 | 9  |  |  |
| 2  | SPKING   | 62819622 | 2022.08.21-2032.08.20 | 9  |  |  |
| 3  | <b>WEFLO</b>   | 61070847 | 2022.05.28-2032.05.27 | 17 |  |  |
| 4  | <b>WEFLO</b>   | 22377129 | 2018.02.07-2028.02.06 | 9  |  |  |
| 5  | <b>WEFLO</b>   | 9734052  | 2022.08.28-2032.08.27 | 9  |  |  |
| 6  | <b>伟隆</b>  | 9733878  | 2022.09.07-2032.09.06 | 9  |  |  |
| 7  | 伟隆   | 9422571  | 2022.05.21-2032.05.20 | 7  |  |  |
| 8  | 伟隆   | 9422473  | 2022.05.21-2032.05.20 | 6  |  |  |
| 9  | 伟隆   | 9422832  | 2022.05.21-2032.05.20 | 11 |  |  |
| 10 | <b>Weilong</b> 伟隆  | 8643736  | 2021.09.21-2031.09.20 | 9  |  |  |
| 11 | <b>WEFLO</b>   | 8376822  | 2021.07.07-2031.07.06 | 11 |  |  |
| 12 | <b>WEFLO</b>   | 8374900  | 2021.06.21-2031.06.20 | 7  |  |  |
| 13 | <b>WEFLO</b>   | 8374818  | 2021.06.21-2031.06.20 | 6  |  |  |
| 14 | <b>Weilong</b><br>    | 8374861  | 2021.09.14-2031.09.13 | 6  |  |  |
| 15 | <b>Weilong</b><br>    | 8374915  | 2021.09.14-2031.09.13 | 7  |  |  |
| 16 | <b>WEFLO</b>   | 7327382  | 2020.08.14-2030.08.13 | 6  |  |  |
| 17 | <b>Weilong</b> 伟隆<br> | 3272430  | 2024.01.21-2034.01.20 | 6  |  |  |
| 18 |                       | 51538850 | 2021.08.14-2031.08.13 | 42 |  |  |

|  |  |  |  |  |  |  |
|--|--|--|--|--|--|--|
|  |  |  |  |  |  |  |
|--|--|--|--|--|--|--|

|    |   |                  |      |  |            |  |
|----|---|------------------|------|--|------------|--|
|    |   |                  |      |  |            |  |
| 1  |    | 301475767        | 6    |  | 2029.11.12 |  |
| 2  |    | 301475776        | 6    |  | 2029.11.12 |  |
| 3  |    | 304011614        | 9 11 |  | 2027.01.04 |  |
| 4  |    | 01436543         | 6    |  | 2030.10.31 |  |
| 5  |    | 01860519         | 11   |  | 2027.08.15 |  |
| 6  |    | 01860685         | 9    |  | 2027.08.15 |  |
| 7  |    | N/119473         | 11   |  | 2024.08.10 |  |
| 8  |    | N/119472         | 9    |  | 2024.08.10 |  |
| 9  |    | 182924           | 7    |  | 2030.08.12 |  |
| 10 |    | 008375561        | 6 11 |  | 2029.06.19 |  |
| 11 |   | 016223381        | 9 11 |  | 2027.01.04 |  |
| 12 |  | 3907543          | 6    |  | 2031.01.18 |  |
| 13 |  | 5592921          | 9 11 |  | 2027.07.06 |  |
| 14 |  | 1380644          | 9 11 |  | 2027.07.06 |  |
| 15 |  | 1052510          | 6    |  | 2030.09.23 |  |
| 16 |  | 143708           | 6    |  | 2030.06.16 |  |
| 17 |  | 271327           | 11   |  | 2027.04.11 |  |
| 18 |  | 271326           | 9    |  | 2027.04.11 |  |
| 19 |  | 156085/143106646 | 6    |  | 2029.11.09 |  |
| 20 |  | 1438018866       | 11   |  | 2027.01.22 |  |
| 21 |  | 1438018865       | 9    |  | 2027.01.22 |  |
| 22 | <b>SPKING</b>   | 1444012162       | 9    |  | 2032.07.09 |  |
| 23 |  | 04-2010-009996   | 6    |  | 2031.01.28 |  |
| 24 |  | IDM000355155     | 6    |  | 2031.01.07 |  |
| 25 |  |                  |      |  |            |  |

|    |          |                        |      |  |            |  |
|----|----------|------------------------|------|--|------------|--|
|    |          |                        |      |  |            |  |
| 28 | ████████ | 1816797                | 9 11 |  | 2033.10.10 |  |
| 29 | ████████ | 827038                 | 6    |  | 2029.07.12 |  |
| 30 | ████████ | 113520                 | 11   |  | 2027.04.03 |  |
| 31 | ████████ | 113521                 | 9    |  | 2027.04.03 |  |
| 32 | ████████ | 65656                  | 6    |  | 2029.12.26 |  |
| 33 | ████████ | 73946                  | 9 11 |  | 2027.04.06 |  |
| 34 | ████████ | 78376                  | 6    |  | 2029.02.24 |  |
| 35 | ████████ | 114541/93552           | 9    |  | 2030.09.15 |  |
| 36 | ████████ | 188465/193755          | 9    |  | 2027.03.13 |  |
| 37 | ████████ | 2769707                | 6    |  | 2025.11.20 |  |
| 38 | ████████ | 3587995/2948005        | 9    |  | 2028.08.07 |  |
| 39 | ████████ | 781587/342486          | 6    |  | 2030.09.24 |  |
| 40 | ████████ | 181126885              | 11   |  | 2027.02.20 |  |
| 41 | ████████ | 201109230              | 9    |  | 2027.02.20 |  |
| 42 | ████████ | 2017052754             | 11   |  | 2027.02.20 |  |
| 43 | ████████ | 2017052750             | 9    |  | 2027.02.20 |  |
| 44 | ████████ | 255744                 | 9    |  | 2027.01.18 |  |
| 45 | ████████ | 912157380              | 11   |  | 2028.08.07 |  |
| 46 | ████████ | 912157143              | 9    |  | 2028.08.07 |  |
| 47 | ████████ | 907619290              | 6    |  | 2026.12.20 |  |
| 48 | ████████ | 1148697                | 6    |  | 2025.01.04 |  |
| 49 | ████████ | 1236559/1244134        | 11   |  | 2027.04.12 |  |
| 50 | ████████ | 1236556/1244133        | 9    |  | 2027.04.12 |  |
| 51 | ████████ | 573557-<br>2014/216579 | 6    |  | 2024.10.08 |  |
| 52 | ████████ | 689642-<br>2017/249044 | 11   |  | 2027.04.10 |  |
| 53 | ████████ | 689641-<br>2017/248808 | 9    |  | 2027.03.31 |  |
| 54 | ████████ | 2017/00372             | 9    |  | 2027.01.04 |  |
| 55 | ████████ | 2014-<br>004675/240039 | 6    |  | 2024.11.26 |  |


---

| 56 |        | 2017-236/267147 | 9 |  | 2027.11.22 |  |
|----|--------|-----------------|---|--|------------|--|
| 57 |        | 21955532        | 6 |  | 2031.08.25 |  |
| 58 | SPKING | 01863744        | 9 |  | 2032.09.20 |  |

---

|  |  |  |  |  |  |  |
|--|--|--|--|--|--|--|
|  |  |  |  |  |  |  |
|--|--|--|--|--|--|--|

|    |  |  |               |            |  |  |
|----|--|--|---------------|------------|--|--|
|    |  |  |               |            |  |  |
| 22 |  |  | 2022230530026 | 2022-11-16 |  |  |
| 23 |  |  | 2022230171682 | 2022-11-14 |  |  |
| 24 |  |  | 2022230171714 | 2022-11-14 |  |  |
| 25 |  |  | 2022228517610 | 2022-10-28 |  |  |
| 26 |  |  | 2022228058520 | 2022-10-24 |  |  |
| 27 |  |  | 2022227593941 | 2022-10-19 |  |  |
| 28 |  |  | 2022225569134 | 2022-09-26 |  |  |
| 29 |  |  | 2022224390907 | 2022-09-15 |  |  |
| 30 |  |  | 2022222527233 | 2022-08-25 |  |  |
| 31 |  |  | 2022202472308 | 2022-01-30 |  |  |
| 32 |  |  | 2022202472435 | 2022-01-30 |  |  |
| 33 |  |  | 2021223081884 | 2021-09-23 |  |  |
| 34 |  |  | 2021222931275 | 2021-09-22 |  |  |
| 35 |  |  | 2021222931260 | 2021-09-22 |  |  |
| 36 |  |  | 2021222805450 | 2021-09-18 |  |  |
| 37 |  |  | 2021222647531 | 2021-09-17 |  |  |
| 38 |  |  | 2021219174424 | 2021-08-16 |  |  |



---

|  |  |  |  |  |  |  |
|--|--|--|--|--|--|--|
|  |  |  |  |  |  |  |
|  |  |  |  |  |  |  |

51

---

|  |  |  |  |  |  |  |
|--|--|--|--|--|--|--|
|  |  |  |  |  |  |  |
|--|--|--|--|--|--|--|

65

2017212060233

2017-09-20

