

(

)

"

"

"

"

10

0.5

0

WINE - 6

~

WEFLO

VALVE COMPANY LIMITED

WEFLO

VALVE LLC

WEFLO Saudi Co., Ltd.

WEFLO VALVE (THAI LAND)

Co., LTD.

WEFLO (SINGAPORE) PTE. LTD.

A

| | | | |
|--|--|-------------------------------|--------|
| | | | 002871 |
| | | | |
| | | | |
| | | | |
| | | QINGDAO WEFLO VALVE CO., LTD. | |
| | | WEFLO | |
| | | | |

| | | |
|--|-----------------------------|--------------------------------|
| | | |
| | | |
| | 789 | 789 |
| | 0532-87901466 | 0532-87901466 |
| | 0532-87901466 | 0532-87901466 |
| | Li . P. F@wefl oval ve. com | zhao. xi ang@wefl oval ve. com |

1

2024

2

2024

3

| | | | |
|---|------------------|------------------|---------|
| | | | |
| | 272,123,150.60 | 241,124,616.13 | 12.86% |
| | 59,018,699.93 | 51,258,919.88 | 15.14% |
| | 54,138,242.81 | 50,291,227.14 | 7.65% |
| | 23,724,045.39 | 39,378,812.97 | -39.75% |
| / | 0.28 | 0.24 | 16.67% |
| / | 0.24 | 0.24 | 0.00% |
| | 6.77% | 6.32% | 0.45% |
| | | | |
| | 1,303,393,317.56 | 1,371,864,099.65 | -4.99% |
| | 839,153,403.26 | 854,216,194.87 | -1.76% |


| | |
|--|---------------|
| | |
| | 58,692,673.96 |

1

2

| | | |
|--|--------------|--|
| | | |
| | -51,121.25 | |
| | 1,249,186.84 | |





| | | | | |
|--|---------------------|------------------------------------------|-----------|--|
| | | | | |
| | 272, 123, 150. 60 | 241, 124, 616. 13 | 12. 86% | |
| | 164, 763, 558. 37 | 143, 676, 400. 30 | 14. 68% | |
| | 16, 259, 449. 38 | 14, 895, 225. 72 | 9. 16% | |
| | 16, 583, 889. 08 | 17, 889, 285. 44 | - 7. 30% | |
| | - 549, 492. 50 | - 4, 011, 062. 53 | 86. 30% | |
| | 7, 928, 653. 92 | 6, 230, 334. 52 | 27. 26% | |
| | 11, 207, 226. 98 | 9, 177, 001. 03 | 22. 12% | |
| | 23, 724, 045. 39 | 39, 378, 812. 97 | - 39. 75% | |
| | 23, 937, 988. 28 | 18 300 ⁰ - 4, 214, 288. 99 | 668. 02% | |
| | - 114, 269, 186. 89 | - 96, 177, 764. 16 | - 18. 81% | |
| | - 64, 971, 271. 98 | - 57, 833, 095. 73 | - 12. 34% | |

| | | | | | |
|--|-------------------|---------|-------------------|---------|-----------|
| | | | | | |
| | 272, 123, 150. 60 | 100% | 241, 124, 616. 13 | 100% | 12. 86% |
| | 271, 253, 722. 39 | 99. 68% | 240, 362, 077. 26 | 99. 68% | 12. 85% |
| | 869, 428. 21 | 0. 32% | 762, 538. 87 | 0. 32% | 14. 02% |
| | 218, 007, 506. 30 | 80. 11% | 184, 258, 047. 30 | 76. 42% | 18. 32% |
| | 10, 124, 887. 45 | 3. 72% | 9, 711, 762. 72 | 4. 03% | 4. 25% |
| | 31, 903, 546. 39 | 11. 72% | 25, 783, 996. 54 | 10. 69% | 23. 73% |
| | 12, 087, 210. 46 | 4. 44% | 21, 370, 809. 57 | 8. 86% | - 43. 44% |
| | 73, 166, 298. 69 | 26. 89% | 58, 238, 336. 20 | 24. 15% | 25. 63% |
| | 198, 956, 851. 91 | 73. 11% | 182, 886, 279. 93 | 75. 85% | 8. 79% |

10%


| | | | | | |
|--|--|--|--|--|--|
| | | | | | |
|--|--|--|--|--|--|

| | | | | | |
|-------------------|-------------------|---------|---------|---------|----------|
| 271, 253, 722. 39 | 164, 650, 213. 99 | 39. 30% | 12. 85% | 14. 68% | - 0. 97% |
|-------------------|-------------------|---------|---------|---------|----------|

| | | | | | |
|--|--|--|--|--|--|
| | | | | | |
|--|--|--|--|--|--|

| | | | | | | | | |
|----------------------------------------------|--|---------------|--|--|--|-------------|-------|--|
| | | | | | | | | |
| | | 28,539,989.96 | | | | -5,923.28 | 3.40% | |
| VEFLO VALVE (THAILAND) CO. LTD. | | 28,894,205.56 | | | | -706,072.58 | 3.44% | |
| VEFLO (SINGAPORE) PTE. LTD. | | 286,887.19 | | | | -1,449.79 | 0.03% | |

3



| | | | | |
|--|---------------|---------------|--|--|
| | 15,593,748.19 | 15,593,748.19 | | |
| | | | | |
| | | | | |
| | 17,877,518.25 | 17,877,518.25 | | |
| | 10,733,808.21 | 10,733,808.21 | | |
| | 28,611,326.46 | 28,611,326.46 | | |

1 1


| | | | | 1 | | 2 | 3 = 2 / 1 | | | | | | |
|------|------------------|-------------|-----------------|--------|-----------------|-------------|-----------------------|---|--------|-----------------|------------------|-----------------|---|
| 2024 | 2024 08 28 | 26, 97 1 | 26, 26 3. 58 | 2, 653 | 14, 02 5. 49 | 53. 40 % | 0 | 0 | 0. 00% | 12, 42 8. 77 | 2025 06 30 | 12, 42 8. 77 | 0 |

10,20
0.00

| | | | | | | | | | | | | |
|----|----|--------|-----------|-------|-----------|--------|---|---|-------|-----------|----|---|
| -- | -- | 26,971 | 26,263.58 | 2,653 | 14,025.49 | 53.40% | 0 | 0 | 0.00% | 12,428.77 | -- | 0 |
|----|----|--------|-----------|-------|-----------|--------|---|---|-------|-----------|----|---|

| | | | | |
|----------------|----------------|--------|----------------|--------|
| [2024] 998 | 269,710,000.00 | 269.71 | 4,854,780.00 | 100.00 |
| 264,855,220.00 | 2,494,208.52 | | 262,635,810.35 | |





2,000

2

1

60%-70% 2023

2

"

"

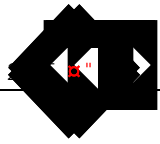
"

"

0.50

0

2025




/

| | | | | | | |
|--|---|---|---------|---------------|--|--|
| | | | 6 | | | |
| | | | 6 20 | | | |
| | | | | 2017 05 11 | | |
| | | | 6 | | | |
| | | 6 | | | | |
| | ; | | | 2017 05 11 | | |

| | | | | | | |
|--|--|--|-----|---------------|--|--|
| | | | 25% | | | |
| | | | 50% | | | |
| | | | " 1 | | | |
| | | | 2 | 2023 06 30 | | |
| | | | 3 | | | |

| | | | | | | |
|--|--|--|---|---------------|--|--|
| | | | 2 | | | |
| | | | 3 | | | |
| | | | " | | | |
| | | | 1 | | | |
| | | | 2 | | | |
| | | | 3 | 2024 03 15 | | |



"

"

2024 03
15

"

" 1

2


3

4

"

| | | | | | | |
|--|--|--|---|---------------|--|--|
| | | | 2 | | | |
| | | | 3 | | | |
| | | | " | | | |
| | | | 1 | 2023 06 30 | | |

| | | | | | | |
|--|--|--|---|--|--|--|
| | | | 2 | | | |
| | | | | | | |
| | | | | | | |
| | | | 3 | | | |
| | | | | | | |
| | | | 4 | | | |
| | | | | | | |
| | | | | | | |
| | | | 5 | | | |
| | | | | | | |
| | | | | | | |
| | | | 6 | | | |
| | | | | | | |
| | | | | | | |
| | | | 7 | | | |



| | | | | | | |
|--|--|--|---|--|--|--|
| | | | 1 | | | |
| | | | 2 | | | |
| | | | 3 | | | |
| | | | 4 | | | |
| | | | 5 | | | |

| | | | | | | |
|--|--|--|--------------|---------------|--------------|--|
| | | | | 2024 05 08 | | |
| | | | 2023 2024 | 2024 05 23 | 2024 5 23 | |
| | | | | | | |
| | | | | | | |

"

"

"

"

| () | | | () | () | () | | |
|-----|-------|--|-----|-----|-----|--|--|
| | 27.7 | | | | | | |
| | 14.28 | | | | | | |

1

2

3

4

5

6

7

1

1

2

3

2024

10%

10%

2

3

| | | 11,200 | 10,200 | 0 | 0 |
|--|--|--------|--------|---|---|
| | | 33,900 | 25,900 | 0 | 0 |
| | | 5,000 | 5,000 | 0 | 0 |
| | | 50,100 | 41,100 | 0 | 0 |

4

2025 5 7

2025 03 13

2025 3 14 2025 05 09
2025-013 2025-038

1

| | | | | | | |
|---|---------------|--------|-----------|-----------|---------------|--------|
| | 98,641,511.00 | 44.97% | - | - | 98,560,317.00 | 44.94% |
| 1 | | | 81,194.00 | 81,194.00 | | |
| 2 | | | | | | |
| 3 | 98,641,511.00 | 44.97% | - | - | 98,560,317.00 | 44.94% |
| 4 | 98,641,511.00 | 44.97% | 81,194.00 | 81,194.00 | 98,560,317.00 | 44.94% |

| | | | | | | | | | | | |
|--|----------------|---------|--|--|--|-----------|---|-----------|---|----------------|---------|
| | 219,368,887.00 | 100.00% | | | | 30,513.00 | - | 30,513.00 | - | 219,338,374.00 | 100.00% |
|--|----------------|---------|--|--|--|-----------|---|-----------|---|----------------|---------|

1 2024 11 15 2024
3

4 80% 1
90% 8
57,200

2 2024 8 19 26,971.00 6
100 2,697,100 269,710,000.00 2025 6 30 " "
26,687

1 2024 11 15 2024 2021

2021


2

2024 998 2024 8 19 26,971.00
6 100 2,697,100 269,710,000.00
7,074,189.65 262,635,810.35
((2024) 000022

2

| | | | | | | |
|--|--------|--------|--|--------|---------------|--------------|
| | | | | | | |
| | 95,975 | 23,994 | | 71,981 | | 2027 9 16 |
| | 57,200 | 57,200 | | 0 | 2024 11 15 | - |


| | | | | | | |
|--|---------|--------|---|--------|--------|----|
| | | | | | 2024 | |
| | | | | | 3 | |
| | | | | | 4 | |
| | | | | | 80% | |
| | | | | | 1 | |
| | | | | | 90% | |
| | | | | | 8 | |
| | | | | | 57,200 | |
| | 153,175 | 81,194 | 0 | 71,981 | -- | -- |




901000000

| | | | | | | |
|-------|--------------|--------------|-----------|-----------|---|--|
| | | 0.00 | | | 0 | |
| 3.73% | 8,171,475.00 | 0 | 6,128,606 | 2,042,869 | 0 | |
| 1.90% | 4,159,340.00 | -37600 | 0 | 4,159,340 | 0 | |
| 0.87% | 1,912,130.00 | -167950 | 0 | 1,912,130 | 0 | |
| 0.49% | 1,070,000.00 | 1,070,000.00 | 0 | 1,070,000 | 0 | |
| 0.43% | 942,150.00 | -289700 | 0 | 942,150 | 0 | |
| 0.3% | 939,816.00 | 0 | 0 | 939,816 | 0 | |
| 0.3% | 788,953.00 | 213914 | 0 | 788,953 | 0 | |
| 0.34% | 745,830.00 | 0 | 0 | 745,830 | 0 | |

BARCLAYS BANK PLC



30,615,000.00



| | | | | |
|-------------------|----|------------|--|------------|
| BARCLAYS BANK PLC | | 788,953.00 | | 788,953.00 |
| | | 745,830.00 | | 745,830.00 |
| 10 | 10 | | | |
| | 10 | | | |
| | 10 | | | |
| 10 | | 1 | | 3210343 |
| | 4 | 2 | | 1912130 |

5%

10

10

10

10

/

10

10

10

10

2024

180

2025

0

1

2025 2 19 2030 8 12

8.60 /

2025 5 16

2024

2024

2024


è

| | | | | | |
|----|-----|--|--------|--------------|-------|
| | LCF | | | | |
| 7 | | | 42,280 | 4,228,000.00 | 1.57% |
| 8 | | | 37,383 | 3,738,300.00 | 1.39% |
| 9 | | | 34,460 | 3,446,000.00 | 1.28% |
| 10 | | | 34,460 | 3,446,000.00 | 1.28% |

3

| | | | | | |
|--|----------------|------------|--|--|----------------|
| | | | | | |
| | 269,710,000.00 | 228,700.00 | | | 269,481,300.00 |

4



| | | | | | |
|--|--|--|--|-----------------------------------------------------------------------------------------------------------------------------------|--|
| | | | | <p>"</p> <p>"</p> <p>" "</p> <p>8.60 /</p> <p>8.26 /</p> <p>2025 5</p> <p>29</p> <p>www.cninfo.com.cn</p> <p>2025-</p> <p>043</p> | |
|--|--|--|--|-----------------------------------------------------------------------------------------------------------------------------------|--|

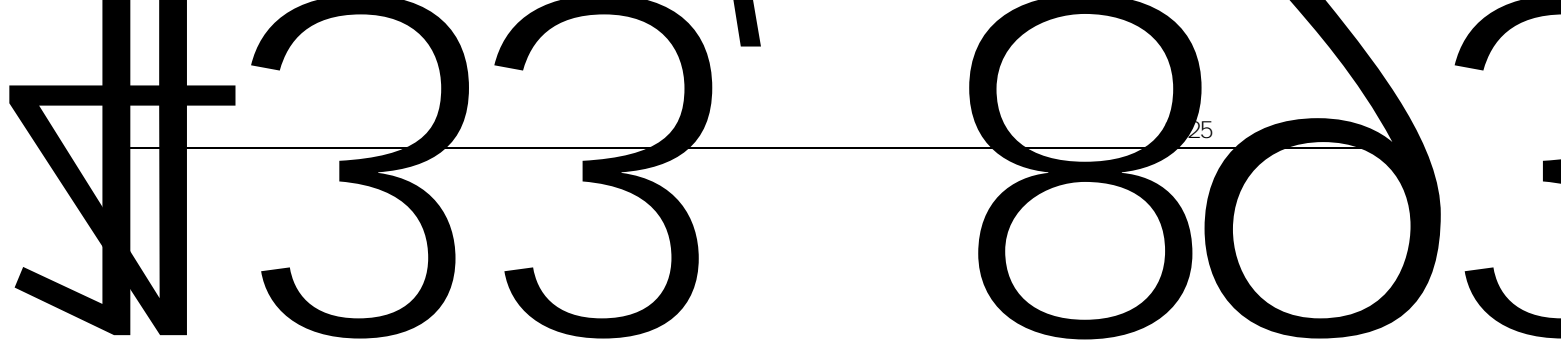
6

"

"

10%

| | | | |
|---------|----------|----------|--------|
| | | | |
| | 3.92 | 4.06 | -3.45% |
| | 35.62% | 34.78% | 0.84% |
| | 3.37 | 3.68 | -8.42% |
| | | | |
| | | | |
| | 5,413.82 | 5,029.12 | 7.65% |
| EBI TDA | 0.29% | 0.24% | 0.05% |
| | 94.24 | 0 | |
| | 44.35 | 0 | |
| EBI TDA | 113.52 | 0 | |
| | | | |
| | 94.24% | 0.00% | |
| | | | |



1

2025 06 30


| | | |
|--|----------------|----------------|
| | 139,218,994.26 | 217,366,529.44 |
| | 392,986,897.25 | 459,415,904.76 |
| | 160,652,649.29 | 139,913,855.54 |
| | 1,810,000.00 | 1,418,923.43 |
| | 3,213,553.66 | 3,311,508.84 |
| | 4,346,703.27 | 9,596,343.36 |
| | 119,558,557.42 | 89,412,967.09 |
| | 10,892,493.14 | 10,733,808.21 |

| | | |
|--|----------------------|----------------------|
| | 169, 927, 916. 95 | 138, 631, 974. 17 |
| | | 648, 000. 00 |
| | 8, 638, 599. 45 | 14, 669, 301. 57 |
| | 16, 569, 033. 38 | 20, 138, 419. 02 |
| | | |
| | | |
| | 66, 359, 328. 19 | 43, 404, 266. 12 |
| | | |
| | | |
| | 10, 892, 493. 14 | 10, 733, 808. 21 |
| | 11, 077, 655. 06 | 11, 116, 309. 24 |
| | 755, 083, 916. 41 | 778, 623, 387. 26 |
| | | |
| | | |
| | | |
| | 284, 365, 762. 18 | 310, 139, 009. 38 |
| | | |
| | | |
| | 161, 506, 873. 95 | 15, 274, 051. 23 |
| | 11, 469, 017. 74 | 141, 080, 380. 08 |
| | | |
| | | |
| | 17, 260, 576. 96 | 17, 645, 097. 47 |
| | | |
| | | |
| | | |
| | 2, 357, 536. 42 | 2, 129, 923. 10 |
| | 1, 814, 480. 00 | 1, 954, 285. 00 |
| | 478, 774, 247. 25 | 488, 222, 746. 26 |
| | 1, 233, 858, 163. 66 | 1, 266, 846, 133. 52 |
| | | |
| | | |
| | | |
| | 40, 639, 010. 31 | 45, 564, 077. 35 |
| | 88, 648, 098. 05 | 92, 527, 800. 26 |
| | | |

| | | |
|--|----------------------|----------------------|
| | 24, 387, 801. 10 | 19, 658, 171. 20 |
| | 9, 058, 632. 11 | 19, 362, 304. 45 |
| | 5, 785, 389. 56 | 5, 593, 264. 67 |
| | 5, 727, 828. 93 | 5, 718, 902. 43 |
| | | |
| | | |
| | | |
| | 1, 189, 679. 72 | 520, 946. 71 |
| | 594, 351. 00 | 154, 569. 89 |
| | 176, 030, 790. 78 | 189, 100, 036. 96 |
| | | |
| | | |
| | 237, 814, 932. 34 | 233, 691, 597. 61 |
| | | |
| | | |
| | | |
| | | |
| | | |
| | 1, 345, 641. 49 | 1, 597, 949. 29 |
| | 2, 479, 433. 05 | 2, 123, 856. 82 |
| | | |
| | 241, 640, 006. 88 | 237, 413, 403. 72 |
| | 417, 670, 797. 66 | 426, 513, 440. 68 |
| | | |
| | 219, 338, 374. 00 | 219, 311, 687. 00 |
| | 32, 222, 499. 70 | 32, 249, 845. 89 |
| | | |
| | | |
| | 137, 080, 388. 75 | 136, 879, 445. 51 |
| | 49, 524, 485. 96 | 49, 524, 485. 96 |
| | | |
| | | |
| | 92, 659, 631. 35 | 92, 659, 631. 35 |
| | 384, 410, 958. 16 | 408, 756, 569. 05 |
| | 816, 187, 366. 00 | 840, 332, 692. 84 |
| | 1, 233, 858, 163. 66 | 1, 266, 846, 133. 52 |

3

| | | |
|--|-------------------|-------------------|
| | 2025 | 2024 |
| | 272, 123, 150. 60 | 241, 124, 616. 13 |
| | 272, 123, 150. 60 | 241, 124, 616. 13 |
| | | |
| | | |




211, 126, 423. 97

164, 763, 558. 37

184, 518, 374. 17

143, 676, 400. 30

| | | | |
|------|------|---------------|---------------|
| 2 | | | |
| " _" | | | |
| 1. | | 59,018,699.93 | 51,258,919.88 |
| " _" | | | |
| 2 | " _" | -326,025.97 | -2,978,450.06 |
| " | | 781,257.21 | 6,922.60 |
| | | 781,257.21 | 6,922.60 |
| 1. | | | |
| 2 | | | |
| 3 | | | |
| 4 | | | |
| 5 | | | |
| | | 781,257.21 | 6,922.60 |
| 1. | | | |
| 2 | | | |
| 3 | | | |
| 4 | | | |



- 1, 131, 923. 28


833, 838. 07

- 3, 857, 621. 71

| | | |
|----|------------------|------------------|
| 4. | | |
| 5. | | |
| 6. | | |
| 7. | | |
| | 50, 717, 421. 91 | 46, 359, 856. 93 |

| | | | | | | | | | | | | | | | | |
|---|-----------|--|--|------------|------------|--|------------|--|--|--|--|----------------|--|----------------|-------------|----------------|
| | | | | | | | 781,257.21 | | | | | 59,018,699.93 | | 59,799,957.14 | -326,025.97 | 59,473,937.17 |
| | 26,687.00 | | | -27,346.19 | 200,943.24 | | | | | | | | | 200,284.05 | 40,000.00 | 39,799,715.95 |
| 1 | | | | | | | | | | | | | | 0.00 | 40,000.00 | 40,000.00 |
| 2 | 26,687.00 | | | | 200,943.24 | | | | | | | | | 227,630.24 | | 227,630.24 |
| 3 | | | | | | | | | | | | | | | | |
| 4 | | | | -27,346.19 | | | | | | | | | | 27,346.19 | | 27,346.19 |
| | | | | | | | | | | | | -75,063,032.80 | | -75,063,032.80 | -150,813.40 | -75,213,846.20 |
| 1 | | | | | | | | | | | | | | | | |
| 2 | | | | | | | | | | | | | | | | |
| 3 | | | | | | | | | | | | -75,063,032.80 | | -75,063,032.80 | -150,813.40 | -75,213,846.20 |
| 4 | | | | | | | | | | | | | | | | |
| 1 | | | | | | | | | | | | | | | | |
| 2 | | | | | | | | | | | | | | | | |
| 3 | | | | | | | | | | | | | | | | |





6,9
22
60

7
51,
258
,91
9.8
8

0
51,
265
,84

6

| | | |
|---|---|-----|
| 3 | | 0.0 |
| | | 0 |
| 4 | | 0.0 |
| | | 0 |
| 5 | | 0.0 |
| | | 0 |
| 6 | | 0.0 |
| | | 0 |
| 1 | | 0.0 |
| | | 0 |
| 2 | 2 | 0.0 |

| | | | | | | | | | | | | |
|---|-----------------|--|--|----------------------|------------------|--|--|--|--|-------------------------------|--|-------------------------------|
| | | | | | | | | | | 7, 421 . 91 | | 7, 421 . 91 |
| | 26, 68 7. 00 | | | - 27, 34 6. 19 | 200, 9 43. 24 | | | | | | | 200, 2 84. 05 |
| 1 | | | | | | | | | | | | |
| 2 | 26, 68 7. 00 | | | | 200, 9 43. 24 | | | | | | | 227, 6 30. 24 |
| 3 | | | | | | | | | | | | |
| 4 | | | | - 27, 34 6. 19 | | | | | | | | - 27, 34 6. 19 |
| | | | | | | | | | | - 75, 06 3, 032 . 80 | | - 75, 06 3, 032 . 80 |
| 1 | | | | | | | | | | | | |
| 2 | | | | | | | | | | - 75, 06 3, 032 . 80 | | - 75, 06 3, 032 . 80 |
| 3 | | | | | | | | | | | | |
| 1 | | | | | | | | | | | | |
| 2 | | | | | | | | | | | | |
| 3 | | | | | | | | | | | | |
| 4 | | | | | | | | | | | | |
| 5 | | | | | | | | | | | | |
| 6 | | | | | | | | | | | | |
| 1 | | | | | | | | | | | | |
| 2 | | | | | | | | | | | | |

| | | | | | | | | | | | | |
|---|---------------------------|--|--|--|---------------------------|--------------------------|--|--|--------------------------|-------------------------------|--|-------------------------------|
| | | | | | | | | | | 4, 690 . 95 | | 4, 690 . 95 |
| 1 | | | | | | | | | | | | |
| 2 | | | | | | | | | | - 75, 07 4, 690 . 95 | | - 75, 07 4, 690 . 95 |
| 3 | | | | | | | | | | | | |
| | | | | | | | | | | | | |
| 1 | | | | | | | | | | | | |
| 2 | | | | | | | | | | | | |
| 3 | | | | | | | | | | | | |
| 4 | | | | | | | | | | | | |
| 5 | | | | | | | | | | | | |
| 6 | | | | | | | | | | | | |
| | | | | | | | | | | | | |
| 1 | | | | | | | | | | | | |
| 2 | | | | | | | | | | | | |
| | | | | | | | | | | | | |
| | 219, 3 68, 88 7. 00 | | | | 136, 6 82, 74 7. 21 | 54, 68 2, 772 . 51 | | | 82, 21 6, 913 . 73 | 361, 1 11, 76 7. 38 | | 744, 6 97, 54 2. 81 |

" " " "

2012 3 31

91370200614257783M

2025 8 29

1

3

12

4

5

| | 500 | 5% |
|---|-------|------|
| | 200 | |
| 1 | 500 | 5% |
| | 5,000 | 0.5% |
| | 5000 | 10% |
| | 5000 | 10% |
| | 5000 | 10% |
| | | 1% |
| | | ; |

6

1

2

3

4


“

”

6

(1)

(2)



7

8

"

"

9

10

1

()

2

"

"

2

)

3

1

()

(

6

7

8

A

a

| | | |
|--|--|-------|
| | | |
| | | |
| | | " - " |

b

c

12

d

1—

2—



16



17

1

2

3

4

18

1

2

2025

5 r n i o

■ ■ ■ ■

1

2

2

1

2

1

2

3

4

22 --

33 --

4

20%

20%

50%

5

22

1

2

| | | | | |
|--|--|-------|-------|-------------|
| | | | | |
| | | 5.00% | 20 | 4.75% |
| | | 0.00% | 30-50 | 3.33% 2.00% |

23

1

1

2

17 ---

2


| | | 20 | 5.00% | 4.75% |
|--|--|------|-------|---------------|
| | | 5-15 | 5.00% | 6.33%–19.00% |
| | | 4–5 | 5.00% | 19.00%–23.75% |
| | | 3–5 | 5.00% | 19.00%–31.67% |

3

24

1

2



1

1

2

3

3

2

1

1

2

| | | | | |
|--|-------|--|--|--|
| | | | | |
| | 30-50 | | | |
| | 3-10 | | | |

4

1

2

3

4

5

27

28

29

30

1

2

1

2

3

1

2

3

3

4

31

1

2

32

[]


2

FOB CFR FCA CIF , ,
EXW

34

1

2



3

1

2

4

ú

2

3

4

"

"

B

" 2

"

"

"

37

1

2

1

22 --

37 --

2

22 --

22 --

3

2

1

| | | |
|--|--|------------------------------|
| | | |
| | | 13% 9% 6% 5% 3% 1% |
| | | 7% |
| | | 15% 20% 25% 19% 29.7% 16.50% |
| | | 3% |
| | | 2% |



| | |
|-----------------------------|--------|
| | 15% |
| | 15% |
| | 25% |
| Weflo Valve Company Limited | 19% |
| WEFLO VALVE LLC | 29.7% |
| | 20% |
| | 16.50% |
| | 20% |
| | 25% |
| WEFLO (SINGAPORE) PTE. LTD. | 17% |
| W | |

| | | |
|--|----------------|----------------|
| | 139,218,994.26 | 217,366,529.44 |
| | 3,879,272.43 | 2,739,363.82 |
| | 4,701,255.05 | 17,877,518.25 |

2024 12 31

2025 6 30

3

1

| | | |
|---|---|----------------|
| | | |
| 1 | 1 | 157,193,434.34 |
| 1 | 2 | 11,237,041.98 |
| 2 | 3 | 1,584,481.65 |
| 3 | | 2,662,711.92 |
| 3 | 4 | 184,445.79 |
| 4 | 5 | 198,202.73 |
| 5 | | 2,280,063.40 |
| | | 172,677,669.89 |
| | | 140,314,133.42 |
| | | 6,403,475.60 |
| | | 566,930.96 |
| | | 3,330,196.84 |
| | | 728,252.93 |
| | | 633,871.97 |
| | | 1,968,071.94 |
| | | 150,614,736.82 |

2

| | 70,903.49 | 0.04% | 70,903.49 | 100.00% | | 70,903.49 | 0.05% | 70,903.49 | 100.00% | |
|--|----------------|---------|---------------|---------|----------------|----------------|---------|---------------|---------|----------------|
| | | | | | | | | | | |
| | 172,606,766.40 | 99.96% | 11,954,117.09 | 6.93% | 160,652,649.29 | 150,543,833.33 | 99.95% | 10,629,977.79 | 7.06% | 139,913,855.54 |
| | | | | | | | | | | |
| | 172,677,669.89 | 100.00% | 12,025,020.58 | 6.96% | 160,652,649.29 | 150,614,736.82 | 100.00% | 10,700,881.28 | 7.10% | 139,913,855.54 |



70,903.49 70,903.49 70,903.49 70,903.49 100.00%



70,903.49 70,903.49 70,903.49

| 1 | 1 | | 157,193,434.34 | 7,859,671.67 | 5.00% |
|---|---|---|----------------|---------------|---------|
| 1 | 2 | 2 | 11,237,041.98 | 1,123,704.20 | 10.00% |
| 2 | 3 | 3 | 1,584,481.65 | 475,344.50 | 30.00% |
| 3 | 4 | 4 | 113,542.30 | 56,771.15 | 50.00% |
| 4 | 5 | 5 | 198,202.73 | 158,562.18 | 80.00% |
| 5 | | | 2,280,063.40 | 2,280,063.40 | 100.00% |
| | | | 172,606,766.40 | 11,954,117.10 | |

| | | | | | % |
|---|-------|---|----------------|---------------|--------|
| 1 | (1) | | 140,314,133.42 | 7,015,706.70 | 5.00 |
| 1 | 2 | 2 | 6,403,475.60 | 640,347.56 | 10.00 |
| 2 | 3 | 3 | 566,930.96 | 170,079.29 | 30.00 |
| 3 | 4 | 4 | 657,349.44 | 328,674.72 | 50.00 |
| 4 | 5 | 5 | 633,871.97 | 507,097.58 | 80.00 |
| 5 | | | 1,968,071.94 | 1,968,071.94 | 100.00 |
| | | | 150,543,833.33 | 10,629,977.79 | |

3

,0

| | | | |
|---------------|---------------|-------|------------|
| 10,526,522.66 | 10,526,522.66 | 6.10% | 526,326.13 |
| 8,005,802.58 | 8,005,802.58 | 4.64% | 400,290.13 |
| 6,941,429.00 | 6,941,429.00 | 4.02% | 347,071.45 |
| 6,809,956.5 | | | |

| | | | | |
|----------|----|--|--|--|
| | | | | |
| | 12 | | | |
| 2025 1 1 | | | | |

3

| | | |
|--|---------------|--|
| | | |
| | 11,641,552.59 | |
| | 11,641,552.59 | |

4

| | | | | | |
|--|--------------|---------------|---------------|--|--------------|
| | | | | | |
| | 1,418,923.43 | 14,628,030.98 | 14,236,954.41 | | 1,810,000.00 |
| | 1,418,923.43 | 14,628,030.98 | 14,236,954.41 | | 1,810,000.00 |

5

5

| | | |
|--|--------------|--------------|
| | | |
| | 4,346,703.27 | 9,596,343.36 |
| | 4,346,703.27 | 9,596,343.36 |

1

1

| | | |
|--|--------------|---------------|
| | | |
| | 3,451,810.75 | 7,742,392.67 |
| | 695,731.99 | 2,305,738.85 |
| | 481,158.28 | 79,744.90 |
| | 4,628,701.02 | 10,127,876.42 |

2

| | | | |
|---|---|--------------|--------------|
| 1 | 1 | 4,336,446.98 | 9,981,091.42 |
| 1 | 2 | 177,754.04 | 62,285.00 |
| 2 | 3 | 50,000.00 | 80,000.00 |
| 3 | | 64,500.00 | 4,500.00 |

2

| | | | | |
|--|--|--|--|--|
| | | | | |
|--|--|--|--|--|

3

| | 9,820.18 | | | 446.16 | | 9,374.02 |
|--|--------------|-----------|--|------------|--|--------------|
| | 829,516.47 | 93,274.19 | | 130,243.54 | | 792,547.12 |
| | 981,710.54 | | | 482,854.98 | | 498,855.56 |
| | 1,821,047.19 | 93,274.19 | | 613,544.68 | | 1,300,776.70 |

| | | | |
|--|--|--|--|
| | | | |
| | | | |
| | | | |
| | | | |

| | | | | | | |
|--|--|--|--|--|--|--|
| | | | | | | |
| | | | | | | |

4

5

8

| | | |
|--|---------------|---------------|
| | | |
| | 10,892,493.14 | 10,733,808.21 |
| | 10,892,493.14 | 10,733,808.21 |

1

2

9

11

1

| | | | | |
|-----|-----------------|--------------|--|-----------------|
| | | | | |
| | | | | |
| 1. | 5, 424, 868. 85 | 815, 291. 84 | | 6, 240, 160. 69 |
| 2 | | 10, 821. 47 | | 10, 821. 47 |
| 1 | | | | |
| 2 \ | | 10, 821. 47 | | 10, 821. 47 |
| \ | | | | |
| 3 | | | | |
| | | | | |
| 3 | | | | |
| 1 | | | | |
| 2 | | | | |
| | | | | |
| 4. | 5, 424, 868. 85 | 826, 113. 31 | | 6, 250, 982. 16 |
| | | | | |
| 1. | 4, 789, 151. 78 | 425, 310. 62 | | 5, 214, 462. 40 |
| 2 | 49, 619. 52 | 10, 265. 55 | | 59, 885. 07 |
| 1 | 49, 619. 52 | 10, 265. 55 | | 59, 885. 07 |
| | | | | |
| 3 | | | | |
| 1 | | | | |
| 2 | | | | |
| | | | | |
| 4. | 4, 838, 771. 30 | 435, 576. 17 | | 5, 274, 347. 47 |
| | | | | |
| 1. | | | | |
| 2 | | | | |
| 1 | | | | |
| | | | | |
| 3 | | | | |
| 1 | | | | |
| 2 | | | | |
| | | | | |
| 4. | | | | |

| | | | | |
|----|--------------|--------------|--|-----------------|
| | | | | |
| 1. | 586, 097. 55 | 390, 537. 14 | | 976, 634. 69 |
| 2 | 635, 717. 07 | 389, 981. 22 | | 1, 025, 698. 29 |

12

| | | |
|--|-------------------|-------------------|
| | | |
| | 358, 768, 040. 15 | 212, 628, 032. 43 |
| | 358, 768, 040. 15 | 212, 628, 032. 43 |

1

| | | | | | |
|----|-------------------|-------------------|-----------------|------------------|-------------------|
| | | | | | |
| 1. | 179, 644, 943. 60 | 197, 750, 697. 55 | 5, 735, 404. 42 | 10, 772, 275. 22 | 393, 903, 320. 79 |
| 2 | 143, 279, 6- \$. | | | | |

| | | | | | |
|----|---------------|----------------|--------------|--------------|------------|
| 3 | 163,679.59 | 370,322.11 | 116,111.00 | 239,399.92 | 889,512.62 |
| 1 | 163,679.59 | 370,322.11 | 116,111.00 | 239,399.92 | 889,512.62 |
| 4. | 78,459,838.18 | 101,692,923.18 | 4,944,029.67 | 7,789,494.86 | 192,88.89 |

பேரறிவு, பேரொரு

| | 10,040,198.4 2 | | 10,040,198.4 2 | 3,944,934.00 | | 3,944,934.00 |
|--|-------------------|--|-------------------|--------------------|--|--------------------|
| | 8,499,035.97 | | 8,499,035.97 | 137,135,446. 08 | | 137,135,446. 08 |
| | 18,539,234.3 9 | | 18,539,234.3 9 | 141,080,380. 08 | | 141,080,380. 08 |

2

| | | |
|----|--------------|--------------|
| 1 | | |
| 4 | 27, 572. 24 | 27, 572. 24 |
| 1. | | |
| 2 | | |
| 1 | | |
| 3 | | |
| 1 | | |
| 4 | | |
| 1. | 222, 974. 99 | 222, 974. 99 |
| 2 | 240, 107. 76 | 240, 107. 76 |

15

1

| | | | | |
|----|------------------|--|-----------------|------------------|
| | | | | |
| 1. | 59, 251, 633. 25 | | 3, 444, 386. 73 | 62, 696, 019. 98 |
| 2 | | | 163, 678. 72 | 163, 678. 72 |
| 1 | | | 89, 108. 91 | 89, 108. 91 |
| 2 | | | | |
| 3 | | | | |
| 4 | | | 74, 569. 81 | 74, 569. 81 |
| 3. | 10, 821. 47 | | 135, 849. 06 | 146, 670. 53 |
| 1 | 10, 821. 47 | | 135, 849. 06 | 146, 670. 53 |
| 4. | 59, 240, 811. 78 | | 3, 472, 216. 39 | 62, 713, 028. 17 |
| 1. | 10, 608, 998. 62 | | 1, 708, 228. 16 | 12, 317, 226. 78 |
| 2 | 629, 792. 40 | | 278, 957. 93 | 908, 750. 33 |
| 1 | 629, 792. 40 | | 278, 957. 93 | 908, 750. 33 |
| 3 | 2, 089. 16 | | 25, 110. 79 | 27, 199. 95 |

| | | | | | |
|----|---------------|--|--|--------------|---------------|
| | | | | | |
| 1 | 2,089.16 | | | 25,110.79 | 27,199.95 |
| | | | | | |
| 4. | 11,236,701.86 | | | 1,962,075.30 | 13,198,777.16 |
| | | | | | |
| 1. | | | | | |
| 2 | | | | | |
| | | | | | |
| 1 | | | | | |
| | | | | | |
| 3 | | | | | |
| | | | | | |
| 1 | | | | | |
| | | | | | |
| 4. | | | | | |
| | | | | | |
| 1. | 48,004,109.92 | | | 1,510,141.09 | 49,514,251.01 |
| 2 | 48,642,634.63 | | | 1,736,158.57 | 50,378,793.20 |

2

| | | | | | |
|--|--|--|--|--|--|
| | | | | | |
|--|--|--|--|--|--|

2 2025 6 30

3

4 2025 6 30

16

| | | | | | |
|--|--------------|--|------------|--|--------------|
| | | | | | |
| | 2,038,982.16 | | 283,901.60 | | 1,755,080.56 |
| | 2,038,982.16 | | 283,901.60 | | 1,755,080.56 |

17 /

1

| | | | | |
|--|---------------|--------------|---------------|--------------|
| | 1,300,776.70 | 195,116.50 | 1,821,047.19 | 273,157.08 |
| | 1,013,018.81 | 151,952.82 | 143,545.17 | 21,531.77 |
| | 23,343,141.25 | 3,540,913.25 | 22,807,663.29 | 3,446,485.82 |
| | 12,183,766.94 | 1,830,362.59 | 11,025,538.44 | 1,655,902.92 |
| | 8,377,250.62 | 1,878,355.87 | 8,806,527.46 | 1,951,245.37 |
| | 46,217,954.32 | 7,596,701. | | |

[Redacted] 2025.03.31 止の期末数及び前期末数との比較 (注) 1. 2025.03.31 止の期末数及び前期末数との比較

| | | | | | | |
|--|----------------------|--|----------------------|-----------------|--|-----------------|
| | | | | | | |
| | 11, 412, 186. 0 0 | | 11, 412, 186. 0 0 | 4, 108, 285. 00 | | 4, 108, 285. 00 |
| | 11, 412, 186. 0 0 | | 11, 412, 186. 0 0 | 4, 108, 285. 00 | | 4, 108, 285. 00 |

19

| | | | | | | | |
|--|----------------------|----------------------|--|--|----------------------|----------------------|--|
| | | | | | | | |
| | 4, 701, 255 . 05 | 4, 701, 255 . 05 | | | 17, 877, 51 8. 25 | 17, 877, 51 8. 25 | |
| | 10, 892, 49 3. 14 | 10, 892, 49 3. 14 | | | 10, 733, 80 8. 21 | 10, 733, 80 8. 21 | |
| | 15, 593, 74 8. 19 | 15, 593, 74 8. 19 | | | 28, 611, 32 6. 46 | 28, 611, 32 6. 46 | |

20

| | | |
|--|------------------|------------------|
| | | |
| | 40, 639, 010. 31 | 45, 564, 077. 35 |
| | 40, 639, 010. 31 | 45, 564, 077. 35 |

21

1

| | | |
|--|-------------------|-------------------|
| | | |
| | 82, 933, 808. 69 | 81, 473, 444. 70 |
| | 30, 813, 232. 54 | 38, 799, 567. 87 |
| | 113, 747, 041. 23 | 120, 273, 012. 57 |

2

1

| | | |
|--|--|--|
| | | |
|--|--|--|

2

1

3

22

| | | |
|--|-----------------|-----------------|
| | | |
| | 7, 593, 661. 11 | 7, 442, 367. 43 |
| | 7, 593, 661. 11 | 7, 442, 367. 43 |

1

1

| | | |
|--|-----------------|-----------------|
| | | |
| | 6, 319, 894. 41 | 6, 976, 895. 60 |
| | 1, 216, 615. 38 | 389, 034. 09 |
| | 57, 151. 32 | 76, 437. 74 |
| | 7, 593, 661. 11 | 7, 442, 367. 43 |

2

1

| | | |
|--|--|--|
| | | |
|--|--|--|

1

23

| | | |
|--|------------------|------------------|
| | | |
| | 24, 958, 541. 40 | 19, 959, 949. 11 |
| | 24, 958, 541. 40 | 19, 959, 949. 11 |

1

| | | |
|--|--|--|
| | | |
|--|--|--|


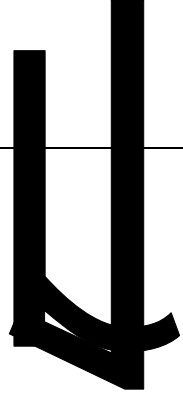
| | | |
|--|--|--|
| | | |
|--|--|--|

24

1

| | | | | |
|--|------------------|------------------|------------------|----------|
| | 31, 543, 689. 03 | 35, 482, 445. 90 | 47, 917, 896. 86 | 19, 108, |
|--|------------------|------------------|------------------|----------|

3



269.71

2024 998

100.00

269,710,000.00

0.5%

0.7%

1.00%

1.80%

2

- 200, 943. 24

34

| | | |
|--|------------------|------------------|
| | | |
| | 49, 524, 485. 96 | 49, 524, 485. 96 |
| | 49, 524, 485. 96 | 49, 524, 485. 96 |

| | | |
|--|----------------|----------------|
| | 420,000,554.19 | 374,659,914.21 |
| | 420,000,554.19 | 374,659,914.21 |
| | 59,018,699.93 | 130,837,848.55 |
| | | 10,442,717.62 |
| | 75,063,032.80 | 75,054,490.95 |
| | 403,956,221.32 | 420,000,554.19 |

- 1)
- 2)
- 3)
- 4)
- 5)

38

| | | | | |
|--|----------------|----------------|----------------|----------------|
| | | | | |
| | 271,253,722.39 | 164,650,213.99 | 240,362,077.26 | 143,569,423.76 |
| | 869,428.21 | 113,344.38 | 762,538.87 | 106,976.54 |
| | 272,123,150.60 | 164,763,558.37 | 241,124,616.13 | 143,676,400.30 |

| | | | | |
|--|---|---|----------------|----------------|
| | 1 | 2 | | |
| | | | 272,123,150.60 | 164,763,558.37 |
| | | | 272,123,150.60 | 164,763,558.37 |

| | | |
|--|-----------------|-----------------|
| | 1, 431. 48 | 1, 522. 72 |
| | 2, 861, 792. 66 | 2, 891, 524. 21 |

40

| | | |
|--|------------------|------------------|
| | 857, 514. 80 | 1, 052, 426. 67 |
| | 615, 754. 59 | 543, 218. 30 |
| | 8, 246, 713. 12 | 7, 256, 957. 47 |
| | 2, 807, 395. 61 | 2, 307, 827. 51 |
| | | 956, 989. 98 |
| | 1, 986, 785. 86 | 4, 279, 016. 76 |
| | 2, 069, 725. 10 | 1, 492, 848. 75 |
| | 16, 583, 889. 08 | 17, 889, 285. 44 |

| | | |
|--|----------------|-------------------|
| | 241, 781. 12 | 212, 752. 72 |
| | - 585, 177. 54 | - 3, 481, 212. 85 |
| | - 549, 492. 50 | - 4, 011, 062. 53 |

44

| | | |
|---|-----------------|-----------------|
| | | |
| | 429, 276. 84 | 429, 276. 84 |
| | 1, 895, 105. 53 | 1, 522, 558. 98 |
| ↓ | 69, 566. 59 | 60, 964. 79 |
| | 25, 920. 16 | 339, 815. 06 |
| | 2, 419, 869. 12 | 2, 352, 615. 67 |

45

| | | |
|--|----------------|-------------------|
| | | |
| | - 856, 697. 34 | - 9, 557, 142. 96 |
| | - 856, 697. 34 | - 9, 557, 142. 96 |

| | | |
|--|-------------------|-------------------|
| | | |
| | - 856, 697. 34 | - 9, 557, 142. 96 |
| | - 1, 383, 911. 44 | 416, 200. 05 |
| | 527, 214. 10 | - 9, 973, 343. 01 |
| | - 856, 697. 34 | - 9, 557, 142. 96 |

46

| | | |
|--|-----------------|-----------------|
| | | |
| | 1. 80 | |
| | 4, 330, 532. 35 | 3, 946, 150. 17 |
| | - 92, 560. 00 | 202, 000. 00 |
| | 434, 602. 73 | 682, 114. 13 |
| | 4, 672, 576. 88 | 4, - 8 |

| | | |
|--|--------------|---------------|
| | 8,166,408.36 | 7,497,472.36 |
| | -237,754.44 | -1,267,137.84 |
| | 7,928,653.92 | 6,230,334.52 |

2

| | |
|---|---------------|
| | |
| | 66,621,327.88 |
| / | 9,993,199.18 |
| | 29,903.49 |
| | 78,535.17 |
| | -1,058,026.81 |
| | -1,216.44 |
| | -1,109,882.67 |
| | -3,858.00 |
| | 7,928,653.92 |

53

+m

2

| | | |
|--|------------|--|
| | | |
| | 957,143.48 | |
| | 957,143.48 | |

| | | |
|--|--------|---------------|
| | | |
| | | 31,768,366.01 |
| | 142.86 | 59,663.05 |
| | 142.86 | 31,828,029.06 |

| | | | | | |
|--|--------------------|--|--------------|--------|--------------------|
| | | | | | |
| | 234,212,544. 32 | | 4,792,210.60 | 142.86 | 239,004,612. 06 |
| | 109,764.46 | | 90,438.74 | | 200,203.20 |
| | 234,322,308. 78 | | 4,882,649.34 | 142.86 | 239,204,815. 26 |

55

1

| | | |
|-----|---------------|---------------|
| | | |
| 1 | | |
| | 58,692,673.96 | 48,280,469.82 |
| | 1,167,878.18 | -233,803.83 |
| | 12,550,129.67 | 11,758,936.39 |
| | 17,132.77 | |
| | 919,015.88 | 833,236.35 |
| | 283,901.60 | 219,505.38 |
| " " | -265,210.04 | -8,978.56 |



| | | |
|--|-----------------|------------------|
| | 4, 370, 392. 00 | 10, 651, 035. 00 |
| | 330, 863. 05 | 408, 083. 30 |
| | 4, 701, 255. 05 | 11, 05- |

180470.14

€89 n 10X (' b

1

| | | | | | |
|---|--------------------------------|------|---|----|----------------|
| 1 | WEFLO SAUDI CO LTD | 2024 | 3 | 10 | 37,504,550.00 |
| 2 | WEFLO (SINGAPORE) PTE. LTD. | 2024 | 5 | 8 | 10,000.00 |
| 3 | () | 2024 | 5 | 14 | 10,000 |
| 4 | | 2024 | 5 | 14 | 10,000 |
| 5 | WEFLO VALVE (THAILAND) CO LTD. | 2024 | 7 | 5 | 511,560,000.00 |

1

1

| | 80,000,000.00 | | | | 100.00% | | |
|-----------------------------|---------------|-----|-------------|--|---------|--|--|
| | 60,000,000.00 | 789 | 789 | | 100.00% | | |
| | 500,000.00 | | 45 | | 100.00% | | |
| Weflo Valve Company Limited | 100 | | 2022-2734 A | | 100.00% | | |
| | 500.00 | | | | 100.00% | | |

| | | | | |
|-----------------------------|-----------|------------------------------------------------------------------------------------------------------------------------------------------------------------------------------------------------------------------------|------------------------------------------------------------------------------------------------------------------------------------------------------------------------------------------|---------|
| | | 789 | 789 | |
| | 50000 | 14 | 14 | 100.00% |
| | | A 10 1015 | A 10 1015 | |
| | 10,000.00 | | | 60.00% |
| VEFLO VALVE LLC | 50000 | 1001 16192 coastal Highway, Le ves Bui l di ng NO 3130 St. Al Dammam 893, Second Industrial Ci ty, Damma m 34326, Kingdom of Saudi Arabi a 11 NORTH BRI DGE ROAD | 1001 16192 coastal Highway, Le ves Bui l di ng NO 3130 St. Al Dammam 893, Second Industrial Ci ty, Damma m 34326, Ki ngdom of Saudi Arabi a | 100.00% |
| VEFLO SAUDI CO LTD | 37504550 | | | 100.00% |
| VEFLO (SINGAPORE) PTE. LTD. | 10000 | | | |

011


150

310

150

150

150



2

| | 40.00% | - 326,025.97 | | |
|--|--------|--------------|--|--|

3

| | | | | | | | 102,229,464.59 | | 102,229,464.59 | 691,388.29 | 345,977.86 | 1,037,366.15 |
|--|--|--|--|--|--|--|----------------|--|----------------|------------|------------|--------------|

| | | - | - | | | - | - | - | - |
|--|------------|------------|---|--|--|--------------|--------------|------------|---|
| | 815,064.92 | 815,064.92 | | | | 7,446,125.16 | 7,446,125.16 | 305,902.98 | |

1

2


| | | | | | | | / |
|----|--------------|--------------|--|-----------|--|--------------|---|
| | 8,000,000.00 | 6,302,662.43 | | 84,979.74 | | 6,217,682.69 | |
| 45 | 1,658,000. | 800,898.15 | | 84,305.10 | | 716,593.05 | |

| | | | | | | | |
|--|--------------------|------------------|--|------------|--|------------------|--|
| | 00 | | | | | | |
| | 3,830,000. 00 | 1,597,949. 29 | | 252,307.80 | | 1,345,641. 49 | |
| | 146,000.00 | 105,017.59 | | 7,684.20 | | 97,333.39 | |
| | 13,634,000. .00 | 8,806,527. 46 | | 429,276.84 | | 8,377,250. 62 | |

3

1,895,105.53
429,276.84

1,522,558.98
429,276.84



2025 6 30

| | | |
|--|----------------|----------------|
| | | |
| | 392,986,897.25 | 459,415,904.76 |

1 2025 6 30

1%

3,929,868.97

2024 12 31

4,594,159.05

1%

/

2

3

4

3

| | | | |
|--|--|------------------|--|
| | | | |
| | | 14, 236, 954. 41 | |
| | | 14, 236, 954. 41 | |

3

1



0106,

5

1

/



/




2

/

/

/




/

/

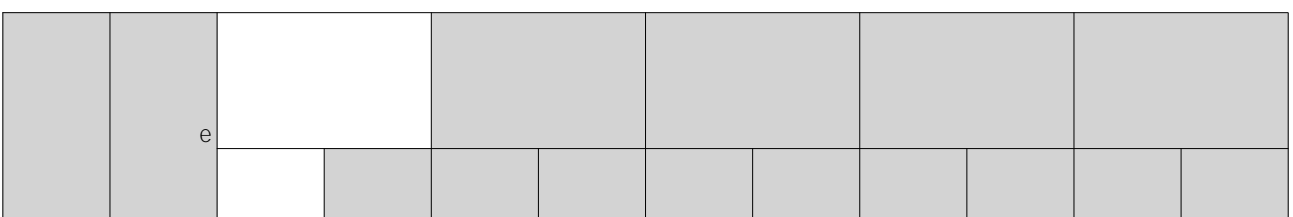
/

/



/

3

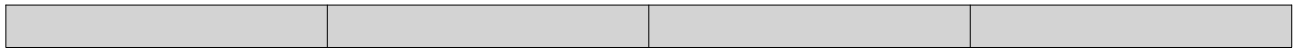


e

4



2



7

8

1

2

3

4

5

6

1

2025 6 30

2

1

2

3

1

| | |
|----|------|
| 10 | 0.5 |
| 10 | 0 |
| 10 | 0 |
| 10 | 0 |
| 10 | 0 |
| 10 | 0 |
| | 2025 |
| | 0.50 |
| | 0 |
| | 10 |
| | 2025 |

1

1

| | | | |
|--|--|--|--|
| | | | |
|--|--|--|--|

2

| | | |
|--|--|--|
| | | |
|--|--|--|

2

3

1

2

4

5

| | | | | | | |
|--|--|--|--|--|--|--|
| | | | | | | |
|--|--|--|--|--|--|--|

6

1

2

| | | | |
|--|--|--|--|
| | | | |
| | | | |

3

4

7

1

1

| | | | |
|---|---|-------------------|-------------------|
| | | | |
| 1 | 1 | 161, 856, 915. 79 | 136, 559, 389. 45 |
| 1 | 2 | 16, 620, 20, | |

°51VO, ñ6RE—^p € Vd %or tø Ÿ pE—^p ÑoP

| | | | | | |
|--|---------------|--|---------------|--------|--------------|
| | | | | | |
| | 18,217,996.06 | | 18,217,996.06 | 9.97% | 1,180,064.27 |
| | 10,526,522.66 | | 10,526,522.66 | 5.76% | 526,326.13 |
| | 8,205,446.48 | | 8,205,446.48 | 4.49% | 410,272.32 |
| | 8,005,802.58 | | 8,005,802.58 | 4.38% | 400,290.13 |
| | 6,941,429.00 | | 6,941,429.00 | 3.80% | 347,071.45 |
| | 51,897,196.78 | | 51,897,196.78 | 28.40% | 2,864,024.30 |

2

3



| | | | | |
|--|--|--|--|--|
| | | | | |
|--|--|--|--|--|

5



| | | | | | | | |
|----------------------|--------------------|--|-------------------|-------------------|--|--|--------------------|
| Væfl o Val ve LLC | 308,136.0 0 | | | | | | 308,136.0 0 |
| | 60,000.00 0.00 | | | 60,000.00 0.00 | | | |
| | | | | | | | |
| | 310,139.0 09.38 | | 34,226.75 2.80 | 60,000.00 0.00 | | | 284,365.7 62.18 |

4

| | | | | |
|--|----------------|----------------|----------------|----------------|
| | | | | |
| | | | | |
| | 251,157,633.03 | 163,644,731.71 | 218,959,098.45 | 140,796,265.31 |
| | 1,032,649.34 | 700,131.64 | 437,427.05 | 292,172.98 |
| | 252,190,282.37 | 164,344,863.35 | 219,396,525.50 | 141,088,438.29 |

116,949,484.94

2025

116,949,484.94

| | | |
|--|--|--|
| | | |
|--|--|--|

5

| | | |
|--|--------------|--------------|
| | | |
| | 226,221.91 | 541,456.60 |
| | 3,197,259.22 | 2,298,272.88 |
| | -92,560.00 | |
| | 327,986.30 | 202,000.00 |
| | 3,658,907.43 | 3,041,729.48 |

1

| | | |
|--|--------------|--|
| | | |
| | -51,121.25 | |
| | 1,249,186.84 | |

| | | |
|--|-----------------|----|
| | | |
| | - 856, 697. 34 | |
| | 4, 672, 576. 88 | |
| | 607, 852. 02 | |
| | 826, 969. 55 | |
| | - 85, 629. 52 | |
| | 4, 880, 457. 12 | -- |

69 9

2025 8 29

